

Portland

UNITED STATES *A.O.*
DEPARTMENT OF THE INTERIOR
BUDGET JUSTIFICATIONS, F. Y. 1973



BUREAU OF INDIAN AFFAIRS

**UNITED STATES
DEPARTMENT OF THE INTERIOR
BUDGET JUSTIFICATIONS, F. Y. 1973**

BUREAU OF INDIAN AFFAIRS
RECEIVED
FEB 28 1972
PORTLAND



BUREAU OF INDIAN AFFAIRS

BUREAU OF INDIAN AFFAIRS

INDEX

APPROPRIATIONS AND ACTIVITIES

	<u>Page</u>
<u>Highlight Statement</u>	i
<u>Comparative Statement of Appropriations for Fiscal Year 1972 and Budget Estimate 1973</u>	iv
<u>Education and Welfare Services, Bureau of Indian Affairs</u>	1
1. Educational assistance, facilities and services.....	3
2. Welfare and guidance services.....	16
3. Employment assistance.....	22
4. Maintaining law and order.....	25
<u>Resources Management, Bureau of Indian Affairs</u>	30
1. Forest and range lands.....	34
2. Outdoor Recreation.....	39
3. Fire suppression and emergency rehabilitation.....	42
4. Agricultural and industrial assistance.....	44
5. Soil and moisture conservation.....	59
6. Maintenance of roads.....	65
7. Development of Indian arts and crafts.....	68
8. Management of Indian trust property.....	70
9. Repair and maintenance of buildings and utilities.....	76
10. Operation, repair and maintenance of Indian irrigation systems.....	78
12. Environmental Quality Services.....	81
<u>Construction, Bureau of Indian Affairs</u>	84
1. Buildings and utilities.....	86
2. Irrigation systems.....	108
<u>Road Construction (Liquidation of Contract Authority).</u>	
Bureau of Indian Affairs.....	123
1. Federal-Aid Highway roads.....	124
<u>General Administrative Expenses, Bureau of Indian Affairs</u>	130
<u>Tribal Funds</u>	135
<u>Administrative Provisions</u>	143
<u>Alaska Native Fund</u>	144

SUMMARY
STATEMENTS

DEPARTMENT OF THE INTERIOR

BUREAU OF INDIAN AFFAIRS

HIGHLIGHT STATEMENT

The Bureau of Indian Affairs proposes a budget of \$521.8 million for fiscal year 1973. This amount represents an increase of \$102.3 million over the 1972 appropriations. Fifty million dollars of this total are for the 1973 payment authorized under the Alaska Native Claims Settlement Act, Public Law 92-203, approved December 18, 1971. There is also a proposed \$12.5 million supplemental appropriation for 1972 to comply with the requirement in the act which authorizes the amount to be appropriated during the year in which the act becomes effective. These funds for native claims represent the first of a series of payments authorized in landmark legislation that settles land claims of Alaska Natives dating back to the purchase of Alaska in 1867.

The major increases are:

Education -- \$9.8 million. An increase of \$1,700,000 will help public school districts meet increases in operational costs through the Johnson-O'Malley program. Scholarship grants will be made to approximately 10,500 Indian college students and will require an additional \$900,000; \$1,000,000 is requested to provide a funding base for the Navajo Community College.

An increase in Federal school facilities of \$6,261,000 is requested to provide for an additional 3,382 Indian students; provide adequate operating funds for the Indian education program; raise the level of Indian participation and self-determination and to provide for pre-kindergarten pilot program for Indian children.

Welfare and Guidance Services -- \$4.7 million. The proposed increase in welfare assistance funds reflects the continuous rise in caseload and a small increase in unit cost. An additional 500 employable assistance recipients will be enrolled in the Tribal Work Experience program during fiscal year 1973.

Employment Assistance -- \$2.2 million. The Employment Assistance program proposed for fiscal year 1973 will continue its emphasis on adult vocational training, on-the-job training and direct employment activity. Over 18,200 persons will be served through this program during fiscal year 1973. This will represent an increase of more than 800 over the number served during fiscal year 1972. In addition to serving additional participants, the proposed program provides for increases in subsistence grants and tuition. During fiscal year 1973 the redirection of employment assistance begun in fiscal year 1973 will continue to emphasize within area training and job development as a part of the reservation-by-reservation development thrust.

Maintaining Law and Order -- \$0.8 million. There are approximately 488,000 Indian people on 87 reservations located in 17 States where States and counties have not assumed civil and/or criminal jurisdiction. It is therefore the responsibility of the Federal Government to provide for community safety, which includes enforcement, judicial, detention, prevention and rehabilitation services. An increase of \$832,000 is requested to meet built-in cost increases including intensification of training in drug abuse, alcohol and other police related fields and to train and staff two rehabilitation facilities through contract with the Crow and Colorado River Tribes.

Forestry-- \$0.3 million. Of this increase, \$240,000 is to cover the cost of providing protection services required of the Bureau of Indian Affairs, following enactment of new legislation (Public Law 91-550) which declared the Blue Lake area to be held in trust by the United States for the Pueblo de Taos

Indians; and to establish and implement a resources management and development plan for the Taos Pueblo area.

Outdoor Recreation -- \$0.3 million. This is a new program insofar as funding is concerned. Indian reservations represent an unusual opportunity for outdoor recreation development. The reservations are expecting over 15 million visitor days of use in fiscal year 1973. Due to the lack of facilities and other developments which attract visitors to and hold them in recreation areas, these visitors will spend less than fifty cents per visitor day on Indian reservations as compared to \$8 to \$15 per visitor day they will spend when visiting developed State and National recreation areas.

Reservation Programs -- \$1.2 million. An increase of \$750,000 will be used to develop comprehensive plans for five reservations and \$240,000 will be used to contract with 12 additional tribes to increase their management capability. Also included is \$300,000 for the initiation of a program to evaluate the effectiveness of the Bureau's management and program operations.

Tribal Operations -- \$3.1 million. An increase of \$1.8 million is requested for the new Tribal Government Development program designed to assist the tribal councils to function more efficiently and productively on daily operations. It will provide funds on contract basis to tribes having insufficient or no tribal income.

The Alaska Native Claims Settlement Act of December 18, 1971 (Public Law 92-203), requires roll preparation of all Natives within two years from the date of the act. An increase of \$850,000 is required for this work. An additional \$400,000 increase is required to meet the anticipated requests for assistance of some 132 native villages that must form municipal corporations and to modernize existing village organizations to better meet problems arising out of Alaska statehood and the Alaska Native Claims Settlement Act.

Soil and Moisture Conservation (Water Rights) -- \$1.7 million. Protection of Indian water resources will now receive full attention with the establishment of an Indian Water Rights Office in the Bureau of Indian Affairs. The Indian Water Rights Office will undertake inventories of the water resources available and will carry out studies for establishing and confirming the water rights of Indians. (The Winters Doctrine upheld that the water rights of Indians are reserved property rights which the United States as trustee is obligated to protect). The newly created office will report directly to the Commissioner of Indian Affairs who will report directly to the Secretary of the Interior, a procedure designed to avoid the conflicting interest of other Interior Department agencies.

Real Property Management -- \$2.2 million. An increase of \$900,000 is requested to provide approximately 40,000 miles of new surveys and resurveys to protect the title to Indian lands from encroachment, overlapping and erroneous prior surveys. The surveys are needed to initiate actions either by litigation or legislation to vest clear title to the lands with the Indian tribes. Also, an increase of \$440,000 is requested for the Arkansas Riverbed lands which must be defined and described in accordance with the Supreme Court decision to protect and evaluate the interests of the Cherokee, Choctaw, and Chickasaw Tribes.

The recent passage of the Alaska Native Claims Settlement Act, dated December 18, 1971 (Public Law 92-203), has placed responsibility on the Real Estate Services program to provide technical and advisor assistance to the Alaska Natives in the selection, processing, and conveyance of 40,000,000 acres of land. An amount of approximately \$800,000 is requested.

Environmental Quality Services -- \$0.8 million. Pursuant to the National Environmental Policy Act of 1969 (Public Law 91-190), the Bureau of Indian Affairs requests funds to initiate an organizational function to provide direction in:

The identification of major Bureau actions significantly affecting the quality of the environment; the preparation of environmental impact statements; standardizing the processing of such statements; developing programs and measures to protect and enhance the environmental qualities of Indian lands; assessing progress in meeting program objectives; and, seeking positive consultation with Federal, State, and local authorities and with Indian agencies in their carrying out activities which affect the quality of the environment of Indian lands.

Buildings and Utilities -- \$32.4 million. The Buildings and Utilities program provides primarily for construction of new school facilities including regional dormitories in Alaska; a rebuilding program at Sherman Indian High School, California, and Haskell Indian Junior College, Kansas; and, a grant of \$2.9 million is included to assist in the construction of the Navajo Community College, Arizona.

Irrigation Systems -- \$15.2 million. The request of \$15.2 million will provide \$10.4 million for the continuation of construction of the Navajo Indian irrigation project. For the improvement, rehabilitation, betterment and extension of other Indian irrigation projects, \$3.2 million will be used. The objective of this program is the development of all irrigable land on Indian reservations as a means of providing a better standard of living for resident reservation Indians. Approximately \$1.6 million is required for engineering and supervision, surveys, investigation, plans, and water right litigations.

Indian Reservation Roads. In fiscal year 1973, the Bureau of Indian Affairs will emphasize the need for developing adequate road systems on Indian reservations. This program for the new fiscal year provides grading of approximately 553 miles and bituminous surfacing of 664 miles. An amount of \$45.0 million liquidation authority is required. The development of Indian reservations is dependent on adequate road systems. Economic and social development, improved Indian education and health are all dependent upon roads.

Federal Government Obligations. The Federal Government holds title, in trust for 39.8 million acres of tribally owned land and 10.7 million acres of individually owned land.

Population. The United States Census for 1970 reports there are 792,727 Indians and 34,378 Aleuts and Eskimos in the United States. This is a total of 827,105 Americans claiming Indian or Alaska Native ancestry. There are approximately 488,000 reservation Indians and about 340,000 living off reservations in urban and rural communities.

Program Direction. In fiscal year 1973, the Bureau of Indian Affairs will continue to place emphasis on assisting Indians to gain greater control over the educational, economic and social development of their reservations. The Department of the Interior and the Bureau of Indian Affairs have recently announced the programs where greater emphasis will be placed for Indian involvement, participation, and control:

- Reservation by Reservation Development
- Re-direction of the Employment Assistance Program
- Resources Protection
- Reservation Roads Improvements
- Tribally Controlled Education

The major goals set forth by the Administration are designed to boost the momentum of providing the American Indian with the opportunity and assistance to live in prosperity, dignity, and honor; and, opening the way to total Indian involvement.

DEPARTMENT OF THE INTERIOR
BUREAU OF INDIAN AFFAIRS

Comparative Statement of 1972 Appropriation and 1973 Budget Estimate

Appropriations and Activities	Fiscal Year 1972 Appropriation	Fiscal Year 1973 Estimate	Increase (+) or Decrease (-) 1973 Compared with 1972
<u>EDUCATION AND WELFARE SERVICES:</u>			
1. Educational assistance, facilities and services.....	\$167,555,000	\$177,434,000	+ \$9,879,000
2. Welfare and guidance services.....	59,128,000	64,392,000	+ 5,264,000
3. Employment assistance.....	39,849,000	42,133,000	+ 2,284,000
4. Maintaining law and order.....	7,255,000	8,087,000	+ 832,000
Total.....	<u>273,787,000</u>	<u>292,046,000</u>	+ 18,259,000
<u>RESOURCES MANAGEMENT:</u>			
1. Forest and range lands.....	7,623,000	7,910,000	+ 287,000
2. Outdoor recreation.....	---	350,000	+ 350,000
3. Fire suppression and emergency rehabilitation.....	800,000	800,000	---
4. Agricultural and industrial assistance.....	13,750,000	17,900,000	+ 4,150,000
5. Soil and moisture conservation....	6,892,000	8,473,000	+ 1,581,000
6. Maintenance of roads.....	6,222,000	6,386,000	+ 164,000
7. Development of Indian arts and crafts.....	664,000	650,000	- 14,000
8. Management of Indian trust property.....	9,820,000	12,149,000	+ 2,329,000
9. Repair and maintenance of buildings and utilities.....	24,261,000	23,987,000	- 274,000
10. Operation, repair and maintenance of Indian irrigation systems....	1,424,000	1,694,000	+ 270,000
11. Environmental quality services....	---	860,000	+ 860,000
Total.....	<u>71,456,000</u>	<u>81,159,000</u>	+ 9,703,000

Comparative Statement of 1972 Appropriation and 1973 Budget Estimate (con.)

Appropriations and Activities	Fiscal Year 1972 Appropriation	Fiscal Year 1973 Estimate	Increase (+) or Decrease (-) 1973 Compared with 1972
<u>CONSTRUCTION:</u>			
1. Buildings and utilities.....	\$30,156,353 ^{1/}	\$32,391,000	+ \$2,234,647
2. Irrigation systems.....	<u>12,475,000</u>	<u>15,215,000</u>	+ 2,740,000
Total.....	<u>42,631,353</u>	<u>47,606,000</u>	+ 4,974,647
<u>ROAD CONSTRUCTION (LIQUIDATION OF CONTRACT AUTHORITY):</u>			
1. Federal-Aid Highway roads.....	<u>25,600,000</u>	<u>45,000,000</u>	+ 19,400,000
<u>GENERAL ADMINISTRATIVE EXPENSES.....</u>	<u>6,057,000</u>	<u>6,042,000</u>	- 15,000
<u>ALASKA NATIVE FUND.....</u>	<u>---</u>	<u>50,000,000</u>	+ 50,000,000
GRAND TOTAL.....	<u>419,531,353</u>	<u>521,853,000</u>	+ 102,321,647

^{1/} Excludes transfer of \$234,147.

EDUCATION &
WELFARE SERVICES

DEPARTMENT OF THE INTERIOR
BUREAU OF INDIAN AFFAIRS

Education and Welfare Services


Appropriation, 1971.....	217,615,000	
Supplemental appropriation, 1971.....	16,925,000	
Second supplemental appropriation, 1971.....	9,735,000	
Transferred to other accounts.....	<u>-2,988,557</u>	
Total appropriation, 1971.....		241,286,443
Appropriation, 1972.....	273,787,000	273,787,000

Summary of Increases and Decreases, 1973

	<u>Base for 1973</u>	<u>Increase 1973</u>	
<u>Educational assistance, facilities and services:</u>			
Assistance to pupils in non-Federal schools.....	\$37,900,000	3,600,000	
Operation of Federal school facilities.....	127,038,000	6,261,000	
Community development and adult education.....	2,617,000	18,000	+9,879,000
<u>Welfare and guidance services:</u>			
Direct welfare assistance.....	43,130,000	4,355,000	
Social services.....	6,834,000	395,000	
Welfare housing.....	9,164,000	514,000	+5,264,000
<u>Employment assistance</u>	39,849,000	2,284,000	+2,284,000
<u>Maintaining law and order</u>	7,255,000	832,000	<u>+832,000</u>
Net Increase, 1973.....			<u>+18,259,000</u>
Budget estimate, 1973.....			292,046,000

EDUCATION AND WELFARE SERVICES

Analysis by Activity



Activity	F. Y. 1971 Amount Available	F. Y. 1972 Amount Available	F. Y. 1973 Estimate	Increase (+) or Decrease (-) 1973 compared with 1972	Page Ref- erence
1. Educational assistance, facilities and services.....	\$146,479,259	\$167,555,000	✓ \$177,434,000 ^W	\$+9,879,000	IA-3
2. Welfare and guidance services.....	48,802,021	59,128,000	✗ 64,392,000 ^W	+5,264,000	IA-16
3. Employment assistance.....	37,205,026	39,849,000	✓ 42,133,000 ^W	+2,284,000	IA-22
4. Maintaining law and order.....	5,851,563	7,255,000	8,087,000 ^W	+832,000	IA-25
Contract authorization.....	-693,295	-	-	-	
Applied to contract authorization..	835,260	-	-	-	
Unobligated balance lapsing.....	2,806,609	-	-	-	
Total.....	241,286,443	273,787,000	292,046,000	+18,259,000	

1. Educational Assistance, Facilities and Services

Subactivity	F.Y. 1971 Amount Available	F.Y. 1972 Amount Available	F.Y. 1973 Estimate	Increase (+) or Decrease (-) 1973 compared with 1972
A. Assistance to pupils in non-Federal schools:				
Public Schools:				
a. Navajo peripheral.....	1,726,680	1,925,000	2,105,000	180,000
b. Other.....	17,760,841	20,727,000	22,247,000	1,520,000
Higher education.....	<u>6,050,356</u>	<u>15,248,000</u>	<u>17,148,000</u>	<u>1,900,000</u>
Total.....	<u>25,537,877</u>	<u>37,900,000</u>	<u>41,500,000</u>	<u>3,600,000</u>
B. Federal Facilities:				
Boarding schools.....	84,026,452	90,112,000	91,546,000	1,434,000
(no. of pupils - Boarding).....	(35,938)	(37,038)	(39,001)	(1,963)
(no. of pupils - Dormitories for Public school enrollment).....	(4,195)	(4,295)	(4,366)	(71)
Day schools.....	28,008,818	28,891,000	31,000,000	2,109,000
(no. of pupils).....	(16,653)	(17,118)	(18,466)	(1,348)
(no. of units).....	(676)	(695)	(717)	(22)
Indian contract schools (no. of pupils).....	935,683 (721)	1,986,000 (1,191)	4,350,000 (2,222)	2,364,000 (1,031)
Special Services:				
a. Program Direction.	3,487,867	3,770,000	3,999,000	229,000
b. Transportation of boarding school students.....	847,468	954,000	1,004,000	50,000
Summer Programs.....	<u>1,265,407</u>	<u>1,325,000</u>	<u>1,400,000</u>	<u>75,000</u>
Total.....	<u>118,571,695</u>	<u>127,038,000</u>	<u>133,299,000</u>	<u>6,261,000</u>
C. Adult Education and Community Development				
	<u>2,369,687</u>	<u>2,617,000</u>	<u>2,635,000</u>	<u>18,000</u>
TOTALS.....	<u>146,479,259</u>	<u>167,555,000</u>	<u>177,434,000</u>	<u>9,879,000</u>

A. Assistance to pupils in non-Federal schools: Fiscal year 1972, \$37,900,000; fiscal year 1973, \$41,500,000; increase \$3,600,000. The increase consists of:

	<u>Increase (+) or Decrease (-)</u> <u>Amount</u>	<u>Positions</u>	<u>Total</u> <u>Program</u>	<u>Total</u> <u>Positions</u>	<u>Explanation</u>
(1)	\$+1,700,000	-	\$24,352,000	-	To meet normal program increases in peripheral dormitories and public schools educating reservation children.
(2)	+900,000	-	16,148,000	-	To meet increased cost of living in college scholarship grant program.
(3)	+1,000,000	-	1,000,000	-	For operation of Navajo Community College.
	<u>\$+3,600,000</u>	<u>-</u>	<u>\$41,500,000</u>	<u>4</u>	

Cost Factors Involved in Increases

(1) Contracts with public school districts in eight locations covering increased costs of educating out-of-district Indian children, \$180,000.

Contracts with State Departments of Education, tribal corporations, and public school districts for partial costs of educating increased numbers of Indian students and to meet increased operational costs, \$1,520,000.

(2) Cost of living increases in the scholarship grant program, \$900,000.

(3) Provision of funding base for Navajo Community College, \$1,000,000.

Need for Increase:

(1) Peripheral Dormitories and Public School Contracts (\$1,700,000).

There will be an increased enrollment in Alaska dormitories of 200 students at a cost of \$4,600 per student, or a total increased cost of \$920,000.

There will also be an increased enrollment of 100 students in boarding homes in Alaska, at an average cost of \$1,575 per student, for a total increased cost of \$157,500.

The remainder of the increase, \$622,500 will be required for increased operational costs, for increased enrollment in both Navajo peripheral dormitories and public school programs, and for additional programs generated by active local Indian education committees.

The following table shows the expected distribution of funds by State:

<u>AREA</u> <u>State</u>	<u>Amounts</u>		
	<u>1972</u>	<u>1973</u>	<u>Increase</u>
<u>ABERDEEN</u>			
Nebraska	\$600,000	\$630,000	\$30,000
North Dakota	625,000	656,250	31,250
South Dakota	1,600,000	1,680,250	80,250
<u>ALBUQUERQUE</u>			
Colorado	275,000	288,750	13,750
New Mexico	-	965,850	965,850
<u>ANADARKO</u>			
Kansas	55,000	57,000	2,000
<u>BILLINGS</u>			
Montana	955,000	970,750	15,750
Wyoming	125,000	131,250	6,250
<u>JUNEAU</u>			
Alaska	3,750,000	4,591,000	841,000
<u>MINNEAPOLIS</u>			
Minnesota	1,350,000	1,417,000	67,000
Wisconsin	375,000	393,750	18,750
Iowa	150,000	157,500	7,500
Michigan	-	53,750	53,750
<u>MUSKOGEE</u>			
Oklahoma	2,000,000	2,099,500	99,500
Mississippi	10,000	10,500	500
<u>NAVAJO</u>			
New Mexico	2,953,000	2,135,150	-817,850
Peripheral	1,925,000	2,021,250	96,250
<u>PHOENIX</u>			
Arizona	3,750,000	3,937,500	187,500
Nevada	205,000	215,200	10,200
Utah	5,000	5,300	300
<u>PORTLAND</u>			
Idaho	475,000	525,750	50,750
Washington	950,000	1,020,250	70,250
Oregon	50,000	100,000	50,000
<u>SACRAMENTO</u>			
California	189,000	248,000	59,000
<u>SEMINOLE</u>			
Florida	10,000	40,500	30,500
<u>CENTRAL OFFICE</u>			
Study	270,000	-	-270,000
TOTALS	<u>\$22,652,000</u>	<u>\$24,352,000</u>	<u>\$1,700,000</u>

Program of Work:

Under the Act of April 16, 1934, as amended, commonly called the Johnson-O'Malley Act, the Bureau of Indian Affairs provides supplementary aid to public school districts which face financial problems due to the presence of tax-exempt, Indian-owned lands within the district boundaries and the enrollment of relatively large numbers of Indian children.

Many of the school districts on Indian reservations have insufficient funds to operate effective school programs even with State aid and general Federal aid to education programs. Such districts have little or no tax base. In these districts, Johnson-O'Malley aids are used to assure operation of a basic school program.

As States and local school districts assume increased responsibility for basic education programs, Johnson-O'Malley funds are made available for special education purposes that identify with Indian children. Such programs will have a positive effect in improving education achievement, reducing dropouts, and pave the way for entrance into improved employment opportunities of higher education programs. Some of these supplemental programs are:

1. Transportation for kindergarten children
2. Employment of home-school coordinators and guidance counselors
3. Arts and Crafts programs
4. Teacher aides and inservice training programs
5. Workshops for teachers of Indian children
6. Cultural enrichment programs
7. Summer programs
8. Parental costs
9. Curriculum development
10. Student conferences
11. Special transportation
12. Special library services

The funds are made available through contracts with the State departments of education and tribal groups operating on the basis of plans developed cooperatively by the Bureau of Indian Affairs and the contracting agency. The plans take into consideration the ratio of Indian children involved, local tax efforts, all other sources of aid available, including other Federal programs of aid to education (Public Laws 81-815, 81-874, and 89-10), and any special situations or needs related solely to Indian children.

Aid is also provided to cover the full per pupil costs of education of Navajo children housed in Federal dormitories who attend out-of-district public schools peripheral to the reservation. A contract is negotiated with each such district for a specified number of Indian students. In addition to the full cost of education, funds are provided for parental items such as lunches, school supplies, etc.

In the State of Alaska, Johnson-O'Malley funds are also used to provide subsistence for approximately 550 students housed in dormitories at Nome, Kodiak, and Bethel, and for over 1,100 students placed in urban boarding homes where high schools are available.

Examples of Recent Accomplishments:

The greatest accomplishment in the Johnson-O'Malley programs in recent years has been the greatly increased involvement of local Indian education committees in the planning and monitoring of projects. All schools or school districts receiving Johnson-O'Malley assistance now have these Indian education committees and the approval of these committees is asked for all projects.

Another achievement flowing from the development of Indian education committees has been a great increase in special supplemental education programs. The number of these programs has approximately doubled in the past two years.

The enrollment of Indian students in public schools receiving Johnson-O'Malley assistance was 86,780 in fiscal year 1972, an increase of 8,500 over the previous year.

Approximately 800 individuals from the local communities, most of them Indian, were working in public schools as teacher aides, home visitors, and counselors. They are available as cross-cultural contributors of behavior to teachers, children, and parents. They represent a way of incorporating Indian adults directly into the educational enterprise, and they provide a means by which Indian adults can become better informed concerning the education of their children.

During fiscal year 1972 more than 1,700 professionals and paraprofessionals working with Indian children in public schools were provided inservice training and educational support through training programs and summer workshops.

In the past two years the number of special teachers and home visitors working with Indian children in public schools has approximately doubled. In this same period of time the number of kindergarten units has increased by more than 50 percent.

A contract has been initiated for tribal groups in Oregon to administer the Johnson-O'Malley program.

(2) Higher Education (\$900,000)

Need for Increase:

An additional \$900,000 is requested to meet increased college education costs for 10,500 students. This does not provide for any increase in the number of students assisted.

	<u>FY 1972</u>	<u>FY 1973</u>	<u>Increase</u>
Number of students	10,500	10,500	none
Amount of Grants	\$15,248,000	\$16,148,000	\$900,000

The \$900,000 is requested to help cover the increased costs of attending college in FY 1973. It is estimated that these costs will increase approximately seven percent above the FY 1972 figures. The BIA higher education assistance grants are designed to supplement other resources available to help make a college education possible for needy Indian students. These other resources include other Federal programs, tribal scholarships, State, private, and foundation grants, and the personal or family resources of the student. Assisting 10,500 students with the amount requested for this purpose would permit an average grant of \$1,538. The average cost of attending college for a single, undergraduate student in FY 1973 is expected to be \$2,500, and for a married student, over \$4,500. The following tables illustrate the costs of educating the 10,500 students who will be assisted with higher education scholarships, including the resources available from other than Bureau funds to assist them:

Table I - Total Cost

	<u>No. Students</u>	<u>Amount</u>	<u>Total</u>
Single students	7,050	\$2,500 (1,538)*	\$17,625,000 (10,842,000)*
Married students	3,450	4,500 (1,538)*	15,525,000 (5,306,000)*

* Bureau amounts shown in parenthesis.

Table II - Other Resources

	<u>FY 1972</u>	<u>FY 1973</u>
Other Federal Programs (EOG, Work Study, Loans and College Scholarships	\$5,257,500	\$5,300,000
Tribal Scholarships	1,596,000	1,100,000 <u>1/</u>
State, Private, and Foundation Scholarships	798,000	800,000
Student and Family contributions	<u>7,307,550</u>	<u>9,802,000</u>
Total	<u>\$14,959,050</u>	<u>\$17,002,000</u>

1/ Navajo Tribal scholarships, by far the largest tribal scholarship program, is planning discontinuance or curtailment of scholarship grants in fiscal year 1973.

Table III - FY 1973 Budget Analysis

	<u>Students</u>	<u>Average Grant</u>	<u>Total Amount</u>
	10,500	BIA - \$1,538	\$16,148,000
		Other - <u>1,619</u>	<u>17,002,000</u>
Total	<u>10,500</u>	<u>3,157</u>	<u>33,150,000</u>

Program of Work:

Grants are made to Indian students who cannot qualify for other types of scholarship aid or who require additional funds that cannot be obtained from other sources, and who would otherwise be unable to attend college.

Financial need is determined through the financial aids office of the college the student plans to attend or is attending. Although the demand for financial assistance from needy students other than Indians often depletes college resources, Bureau scholarship representatives will continue to support, where feasible, the "package" plan utilizing other financial assistance programs combined with Bureau funds to adequately finance Indian college students.

The importance of adequate vocational counseling for post-secondary education is readily apparent. Contacts with high schools enrolling Indians will continue to be an integral function of the Area Scholarship representatives as will expanded on-campus visitation. Indian input with the operation of the

Higher Education Program includes contracts for scholarship services with recognized tribal organizations, contracts with on- and off-campus Indian organizations, and higher education field meetings.

Examples of Recent Accomplishments:

The number of students assisted increased from 6,623 in FY 1971 to 10,500 in FY 1972. There was also an increase in the percentage of students staying in the program -- 68 percent of the FY 1971 students returning in FY 1972.

The Indian Lawyer Program provided special grants to 110 Indian law students in some forty different universities. This program is responding to a critical need of the Indian community.

In another special post-graduate program, 85 Indian students were enabled to work toward Masters and Doctors degrees in the field of Education Administration. This program is laying solid groundwork for the future administration of Indian schools by professional Indian administrators.

The distribution of information about educational opportunities for Indians through the visits of staff to high schools, through brochures and other means, has helped to increase the motivation and hopes of Indian students. This is evidenced by the greatly increased number of applications for assistance.

Three Indian community college programs have been given developmental assistance: Navajo Community College, and two programs initiated this year on the Rosebud and Pine Ridge Reservations in South Dakota. These three programs have approximately 515 students enrolled.

In FY 1971, 345 Indian students were awarded college degrees. This number is expected to increase to 500 in FY 1972.

Sixty-nine students were assisted in four college Work-Study Programs in FY 1972, thus providing training at the undergraduate level in critical area professions, such as social studies teachers, counselors, and Indian education teachers.

(3) Navajo Community College (\$1,000,000)

Need for Increase:

\$1,000,000 is requested to provide initial funding of the Navajo Community College.

Program of Work:

The Navajo Community College Act passed in 1971 authorized the Secretary of the Interior to assist the tribe in the construction, maintenance, and operation of the school. The annual sum for operation and maintenance of the college is not to exceed the average amount of the per capita contribution made by the Federal Government to the education of Indian students at federally-operated institutions of the same type. The expected enrollment at the Navajo Community College in FY 1973 is 400. The requested \$1,000,000 thus provides a per capita contribution of \$2,500.

B. Federal Facilities: Fiscal year 1972, \$127,038,000; fiscal year 1973, \$133,299,000; increase, \$6,261,000. The increase consists of:

	<u>Increase (+) or Decrease (-)</u>		<u>Total Program</u>	<u>Total Positions</u>	<u>Explanation</u>
	<u>Amount</u>	<u>Positions</u>			
(1)	\$+5,704,000	+520	\$127,537,000	9,138	To provide for increased enrollments in Indian schools.
(2)	+1,468,000	-	-	-	To provide adequate operating funds for the Indian education program.
(3)	+2,364,000	-	4,350,000	-	To raise the level of Indian participation and self-determination in the education program.
(4)	+1,412,000	+35	1,412,000	35	To provide for pre-kindergarten pilot program for Indian children.
(5)	-4,687,000	-	-	-	Savings resulting from employment reductions.
	<u>+6,261,000</u>	<u>+555</u>	<u>+133,299,000</u>	<u>9,173</u>	

Cost Factors Involved in Increases

- (1) Five hundred twenty (520) permanent positions at an average annual salary rate of \$7,200, \$3,744,000; supplies, materials, equipment, and other services necessary in the education and care of Indian children, \$1,960,000.
- (2) Cost of living increase amounting to \$1,468,000 or 3.6% of the total non-personnel costs.

Need for Increase:

(1) Increased Enrollment.

An increase of \$5,704,000 is requested for 3,382 additional pupils in Bureau schools distributed as follows:

Boarding Schools	1,963
Day Schools	1,348
Public School Dormitories	<u>71</u>
Total	<u>3,382</u>

Some of this increase will be dispersed over a wide range of schools and in such numbers that it is anticipated the schools can absorb them without additional funding. This increase would be distributed by areas approximately as follows:

<u>Area</u>	<u>Number of Pupils</u>		<u>Day Schools</u>	
	<u>Boarding Schools</u>	<u>Public School Dormitories</u>	<u>Pupils</u>	<u>Units</u>
Aberdeen	147	71	461	4
Albuquerque	45	-	148	4
Anadarko	80	-	-	-
Juneau	-	-	365	7
Muskogee	85	-	-	-
Navajo	705	-	176	5
Phoenix	855	-	109	2
Other	46	-	89	-
Total	<u>1,963</u>	<u>71</u>	<u>1,348</u>	<u>22</u>

(2) Cost of Living Advances.

An increase of \$1,468,000 is requested to offset cost of living advances to date in the Indian school program. Without increases to offset rising costs, Indian schools will be faced with curtailment of items directly affecting the well-being of children. They will be forced to reduce the level of textbooks and other instructional materials, dormitory supplies and materials, and food, since these are items in which there is some flexibility. The Indian children who will be affected are for the most part those who live in remote areas which are not served by the public school system. Their communities lack the public utility and recreational facilities that exist in most American communities. The conditions of isolation and poverty found in these areas place the children at a distinct disadvantage in school achievement. To help overcome these disadvantages there is need for higher levels of teaching materials and equipment and for more supplementary dormitory reading materials, recreation supplies, etc. The additional amount requested is needed to avoid curtailment in such program offerings.

These increased costs are distributed approximately as follows:

Instruction.....	\$476,000
Library and Pupil Personnel Services.....	91,000
Food Services.....	210,000
Dormitory Operations.....	254,000
Local School Administration.....	86,000
Plant Operations.....	161,000
Other (Student transportation, summer programs, and program support services)..	<u>190,000</u>
Total.....	<u>1,468,000</u>

(3) Increased Indian Participation.

An additional \$2,364,000 is requested for increased participation of Indian school boards in the assumption of responsibility for the operation of Federal schools.

In those locations where an Indian group is prepared to assume responsibility for the operation of a Federal school, the Bureau will enter into contracts with the Indian school boards. The funds will be used for the development, training, and other expenses related to the assumption of responsibility for the operation of Federal schools by Indian school boards and for the operation of the schools when contracted.

In fiscal year 1972, the Bureau of Indian Affairs has contracts with tribal corporations in the amount of \$1,986,000 for the operation of eight school programs serving 1,191 students. Four of these contracts were renewals of previous

contracts and four were initiated in fiscal year 1972. It is expected that these eight programs will be continued under contract for fiscal year 1973.

In addition, negotiations for contracting four other schools enrolling 1,031 students are in process and expected to be completed for the fiscal year 1973 school program. Two of these schools, with 673 students are boarding schools.

For the operation of these 12 schools enrolling 2,222 students, \$4,350,000 will be required.

(4) Pre-Kindergarten Pilot Program.

An increase of \$1,412,000 is requested for a pre-kindergarten pilot program which will parallel that of the pilot parent-child centers operated by Office of Child Development, Department of Health, Education and Welfare. Two of these are successfully operated on Indian reservations. The Bureau centers would be on reservations where kindergartens are established. Program design and services would be developed at each center by parents and the community. The program stresses quality education, nutrition, preventive and remedial health, and social services for the total family. The requested funds would provide for services in five pilot centers serving 500 pre-kindergarten children. For example, of these, 100 children would be in parent-child education centers and 400 would receive intensive services in their homes ("Out Reach"). In addition, 2,000 other family members would receive services.

Staff needs are 35 positions to direct and monitor the program. The bulk of the staff will be under tribal contract. Existing facilities will be used.

(5) \$4,687,000 in savings resulting from employment reductions.

Program of Work:

1. Boarding Schools (including dormitories)

	<u>FY 1972</u>	<u>FY 1973</u>	<u>Increase</u>
Amount	\$90,112,000	\$91,546,000	\$1,434,000
Number of pupils	41,333	43,367	2,034

Boarding schools provide instruction at the elementary, high school, and post-high school levels. Enrollment is made up of those Indian children who do not have suitable education opportunities in their home communities, who are orphans, or who, for social reasons, must be educated away from their homes. These schools must also provide a home living program to assist students in making social and cultural changes necessary for successful school adjustment.

Dormitories house children who attend local public schools. These are children who do not have public schools available in their home communities. They are enrolled at both the elementary and secondary levels. The dormitories provide housing, feeding, and out-of-school recreation and tutoring activities.

2. Day Schools

	<u>FY 1972</u>	<u>FY 1973</u>	<u>Increase</u>
Amount	\$28,891,000	\$31,000,000	\$2,109,000
Number of units	695	717	22
Number of pupils	17,118	18,466	1,348

The majority of those enrolled in Bureau day schools are in the elementary grades with only around five percent in high school. Most of these schools are small schools in isolated locations. Programs are designed to compensate for

the effects of isolation and economic and social deprivation experienced in such locations. Kindergarten classes are provided for five-year-old children.

3. Indian Contract Schools

	<u>FY 1972</u>	<u>FY 1973</u>	<u>Increase</u>
Amount	\$1,986,000	\$4,350,000	\$2,364,000
Number of pupils	1,191	2,222	1,031

This activity provides for the development, training, and related expenses of Indian School Boards and for the operation of schools under contract to Indian School Boards or tribal cooperatives.

4. Special Services

	<u>FY 1972</u>	<u>FY 1973</u>	<u>Increase</u>
(a) Program Direction	\$3,770,000	\$3,999,000	\$229,000
(b) Transportation of Boarding School Students	954,000	1,004,000	50,000

(a) Program direction covers the salaries and expenses of education employees rendering field supervisory services, as well as the education staff in the Central Office. Responsibilities of these employees include planning the overall academic and vocational program for Federal schools in cooperation with Indian tribes and with State and local officials; the development of increased Indian enrollment in public schools; teacher recruitment and in-service training for Bureau education employees.

(b) Transportation by plane, bus, and rail, and incidental expenses are provided pupils from their homes to and from boarding schools.

5. Summer Programs

	<u>FY 1972</u>	<u>FY 1973</u>	<u>Increase</u>
	\$1,325,000	\$1,400,000	\$75,000

Summer programs provide remedial instruction to help Indian youth overcome academic deficiencies; and provide field trips, recreational and camping experiences to broaden the background of the children.

Examples of Recent Accomplishments:

The Southwestern Indian Polytechnic Institute in Albuquerque, New Mexico, began operations this fall. SIPI is a post-secondary school serving Indian students nationwide, with members of more than 60 tribes included in its first year enrollment. The education program, which has as its primary purpose to help the student become employable, is exciting. Course offerings have been determined by employment demand. Instruction is highly individualized and flexible permitting the student to begin where he is on the educational ladder and to move as rapidly as he is able to the educational goal he sets for himself.

Bilingual and bicultural education programs have been expanded in three Areas and introduced in a fourth. A special project to train bilingual Indian teachers has been introduced on the Navajo Reservation. Through this in-service training project, operated in conjunction with the University Without Walls/Antioch College, Indian high school graduates will be able to earn a college degree in a four-year period.

Five demonstration schools for early childhood education have been established on the Navajo Reservation. The Office of Education, Department of Health, Education and Welfare is interested in using one of these as a permanent training site for teachers.

Indian parents have become much more involved and active in the operation of their schools. All the Federal schools have Advisory School Boards and school board members are given periodic opportunities to participate in work-shops and special training programs. Eight schools are now operated by Indian tribal groups under contract with the Bureau; contract negotiations have been initiated for four other schools and several other communities have expressed interest in contracting for the operation of their schools.

Reading programs at the Stewart and Sherman Boarding Schools have received national recognition and are being considered by the Office of Education, Department of Health, Education and Welfare as national models.

One-third of the summer programs were operated by Indian community groups under contract with the Bureau. An all-time high or more than 38,000 children participated in summer programs this year. These programs include academic, social, and recreational components.

Early childhood educational materials suited for Indian children have been developed in preparation for five pilot programs to be initiated in fiscal year 1973. Development of instructional guides and workshops for teachers were included in this program.

Three workshops for Bureau educators on Innovations and New Trends in Education were completed in the past year. These workshops contributed to the initiation of improved education approaches in many Bureau schools--the introduction of flexible scheduling, individualized instruction programs, team teaching, special reading and language programs, and other modern methods.

Traveling Indian art vans were used this year in five Areas and have been considered very helpful by students and staff alike. The vans fill a need in many Bureau schools which, because of their location and size, neither have access to museums and other art facilities nor have full-time art teachers on their staff. The art van teachers offer Indian youth an opportunity to learn of his rich cultural heritage and to take pride in it.

C. Community Development and Adult Education: Fiscal Year 1972, \$2,617,000; Fiscal Year 1973, \$2,635,000; increase \$18,000. The increase consists of:

	<u>Increase (+) or Decrease (-)</u>		<u>Total</u>	<u>Total</u>	<u>Explanation</u>
	<u>Amount</u>	<u>Positions</u>	<u>Program</u>	<u>Positions</u>	
(1)	\$+70,000	-	\$2,635,000	94	To cover increase in prices of goods and services purchased to conduct program.
(2)	-52,000	-			Savings resulting from employment reductions.
	<u>+18,000</u>	<u>-</u>	<u>2,635,000</u>	<u>94</u>	
<u>Cost Factors in Increase</u>					

(1) The proposed increase will cover price increases in goods and services which must be purchased to continue the Community Development and Adult Education program at the current level.

(2) Savings resulting from employment reductions.

Program of Work:

The Community Development Program through leadership training and planning assistance helps Indian people to develop more viable forms of local government and facilitates the development of self-determination consistent with the Commissioner's policy.

The Adult Education Program enables adult Indians through part-time education near their homes to improve their opportunities for employment or further education. Major emphasis is placed on preparation for high school equivalency examinations and basic literacy. Courses are also offered in a variety of other subjects including consumer economics, nutrition, safety, civics and Indian language and culture.

Examples of Recent Accomplishments:

In the current fiscal year planning contracts have been let or are being negotiated with seven tribes. These include the Sioux tribes at Rosebud, Pine Ridge and Sisseton in South Dakota, the Omahas in Nebraska, Rock Point on the Navajo Reservation in Arizona, Wind River in Wyoming and the Northern Cheyenne at Busby, Montana.

In fiscal year 1971 staff worked with five Indian groups wishing to contract with the Bureau to conduct their own schools. Two of these, the Miccosukee and the Ramah Band of Navajos, have secured such contracts and are currently operating their own schools. This office also has provided the funding necessary to enable tribal leaders to participate in the preparation of the FY 1973 and FY 1974 budget submissions.

In fiscal year 1971, 9,250 Indian adults participated in BIA-funded classes. Of these, 2,776 attended basic education classes and 2,208 studied in Bureau-funded classes to prepare for the high school equivalency test. A total of 893 who studied in these classes received their high school equivalency certificates compared to 732 for the previous year. Of those enrolled in FY 1971 classes, 115 secured jobs or were promoted. Another 57 entered college or vocational training.

Five adult learning centers have recently been initiated as pilot projects in Alaska, Oklahoma, Washington, New Mexico and Arizona. These centers employ almost exclusively individualized instruction so that the student may arrange his own study schedule. Students work most of the time on their own but a teacher is always present to guide their study and to assist them. Other governmental agencies have found such centers highly effective in reaching the undereducated adult.

Another pilot project has also been initiated using Navajo-language radio to teach adults living near Ramah, New Mexico. The project is being conducted by the Ramah Navajo School Board with funds from both the Bureau of Indian Affairs and the Office of Economic Opportunity.

2. Welfare and Guidance Services

Subactivity	F.Y. 1971	F.Y. 1972	F.Y. 1973	Increase (+)
	Amount Available	Amount Available	Estimate	or Decrease (-) 1973 compared with 1972
A. General Assistance.. (Caseload).....	\$31,204,726 (57,665)	\$37,820,000 (65,000)	\$42,060,000 (69,000)	\$+4,240,000 (+4,000)
B. Other Welfare Assistance:				
(1) Child Welfare.. (Caseload)....	4,481,956 (3,317)	5,100,000 (3,500)	5,400,000 (3,600)	+300,000 (+100)
(2) Miscellaneous Assistance....	217,483	210,000	275,000	+65,000
C. Social Services.....	6,270,410	6,834,000	6,979,000	+145,000
D. Housing Improvement.	6,627,446	9,164,000	9,678,000	+514,000
Total.....	<u>48,802,021</u>	<u>59,128,000</u>	<u>64,392,000</u>	<u>+5,264,000</u>

A. General Assistance: Fiscal year 1972, \$37,820,000; fiscal year 1973, \$42,060,000; increase, \$4,240,000. This increase consists of:

	<u>Increase (+) or Decrease (-)</u>		<u>Total Program</u>	<u>Total Positions</u>	<u>Explanation</u>
	<u>Amount</u>	<u>Positions</u>			
(1)	\$+3,580,000	-	\$39,970,000	-	Increased caseload and unit costs.
(2)	+660,000	-	2,090,000	-	Increase in Tribal Work Experience Program.
	<u>+4,240,000</u>	<u>-</u>	<u>42,060,000</u>	<u>-</u>	

Cost Factors Involved in Increase

- (1) Increased caseload of 4,000 persons at unit cost of \$48.27 per month per person, \$2,317,000; and increased unit costs for 65,000 persons at \$1.62 per month per person, \$1,263,000; a total increase of \$3,580,000.
- (2) Work experience costs for 500 additional employable assistance recipients at \$40 per month per worker, \$240,000; and increased unit costs for 3,500 carryover recipients at \$10 per month per worker, \$420,000; a total increase of \$660,000.

Need for Increase:

- (1) Increased caseload and unit costs, \$3,580,000.

The Federal Government has assumed responsibility for providing financial assistance and other social services to needy Indian residents of reservation communities who do not receive state or county assistance. The 1973 projections for social services and assistance are based upon caseload history, probable eligibility, and recognized trends.

The increase of \$3,580,000 will provide general assistance to an average monthly caseload of 69,000 persons at a total cost of \$39,970,000. This represents a caseload increase of 4,000 persons or approximately 6 percent. Factors involved in this increase are an increase in reservation population and continued decrease in employment opportunities for unskilled labor. It is expected that the drastic increase in assistance caseload and costs on the Navajo Reservation which occurred during the past few years will not continue in 1973. The caseload estimate anticipates the continued activities of Employment Assistance and other economic development programs to provide for a number of needy persons who would otherwise require assistance.

The increase in unit costs is for increased costs of living, primarily resulting from improved reservation housing (i.e., maintenance or rental costs for new or improved housing provided under the housing program, and for anticipated increases in State public assistance budgetary standards.)

(2) Increase in Tribal Work Experience Program, \$660,000.

The Tribal Work Experience Programs provide work under tribal sponsorship for employable recipients of general assistance. During 1971, the program was in operation on 29 reservations, representing an increase of 12 tribal programs during the year. Additional programs are being started in fiscal year 1972. It is estimated that during 1972, the monthly average will reach 3,500 persons, and an increase is projected in 1973 for 500 additional persons, or a total of 4,000 workers. The work-related incentive allowance for the Tribal Work Experience and Training Program has been \$30 per month per working head of the household for several years. It is therefore proposed to increase this allowance to \$40 per month per working head of the household. The increased costs for the 500 additional persons at \$40 per month, \$240,000; and the increased unit costs for the carryover of 3,500 persons at \$10 per month, \$420,000, a total increase of \$660,000.

B. Other Welfare Assistance: Fiscal year 1972, \$5,310,000; Fiscal year 1973, \$5,675,000; increase, \$365,000. This increase consists of:

(1) Child Welfare: Fiscal year 1972, \$5,100,000; Fiscal year 1973, \$5,400,000; increase, \$300,000.

<u>Increase (+) or Decrease (-)</u> <u>Amount</u>	<u>Positions</u>	<u>Total</u> <u>Program</u>	<u>Total</u> <u>Positions</u>	<u>Explanation</u>
\$+300,000	-	\$5,400,000	-	Increased caseload and unit costs.

(2) Miscellaneous Assistance: Fiscal year 1972, \$210,000; Fiscal year 1973, \$275,000; increase, \$65,000.

<u>Increase (+) or Decrease (-)</u> <u>Amount</u>	<u>Positions</u>	<u>Total</u> <u>Program</u>	<u>Total</u> <u>Positions</u>	<u>Explanation</u>
\$+65,000	-	\$275,000	-	Increased costs of commodity distribution and burials.

Cost Factors Involved in Increase

(1) Increased caseload of 100 children at unit costs of \$125.00 per month per child, \$150,000; and increased unit costs for 3,500 children at \$3.57 per month per child, \$150,000; a total increase of \$300,000.

- (2) Increased costs assisting tribes to distribute donated food commodities, \$60,000; and burial services for 100 persons at increased unit costs of \$50.00 each; \$5,000.

Need for Increase:

- (1) Increased caseload and unit costs for child welfare services, \$300,000.

Necessary foster care and appropriate institutional care will be provided for dependent, neglected, and handicapped Indian children from reservations for whom such care is not available through established welfare agencies. The child welfare services program will require \$300,000 in increased funding, of a built-in nature, to cover the small caseload and increasing costs of foster care and institutional care. This assumes that the Federally-aided state foster care programs, as a part of the state programs of Aid to Families with Dependent Children, will provide care for a number of Indian children who would otherwise have been dependent upon the Bureau of Indian Affairs.

- (2) Increase in miscellaneous assistance funding, \$65,000.

To provide assistance to certain needy tribes in meeting the local distribution costs of the donated food commodity program for needy Indian families, and to provide burial services to needy Indian people.

- C. Social Services: Fiscal year 1972, \$6,834,000; Fiscal year 1973, \$6,979,000; increase, \$145,000. This increase consists of:

	<u>Increase (+) or Decrease (-)</u> <u>Amount</u>	<u>Positions</u>	<u>Total</u> <u>Program</u>	<u>Total</u> <u>Positions</u>	<u>Explanation</u>
(1)	\$+395,000	32	\$6,979,000	494	To provide additional Social Services staff positions.
(2)	-250,000	-	-	-	Savings resulting from Employment Reductions.
	<u>+145,000</u>	<u>32</u>	<u>6,979,000</u>	<u>494</u>	

Cost Factors Involved in Increase

- (1) To provide for 32 additional staff positions at an average cost of \$12,000 per position, and related expenses, \$395,000.
- (2) \$250,000 in savings resulting from employment reductions.

Need for Increase:

Increase in social services staff, \$395,000.

The need for additional social services staff is reflected by the dramatic increase in the average monthly general assistance caseload the past three years, 1969, 22,046 persons; 1970, 35,972 persons; 1971, 57,665 persons; and the estimate for 1972 is 65,000 persons. This represents almost a threefold increase and will be more than threefold in the 1973 estimate of 69,000 persons. Although some staff relief was available through tribal contractual agreements to provide social services to applicants for and recipients of general assistance, primarily with the Navajo Tribe and in certain Native Villages in Alaska, the need to give priority to administering the General Assistance Program properly (i.e., act promptly on applications, determine eligibility of each case) has seriously reduced the staff time available to provide family counseling and rehabilitation services. A request of 32 additional positions is therefore

required to provide for and improve the administration of a dramatically increased general assistance program, and to improve the family counseling and rehabilitation services requested by Indian people.

General assistance will be provided to needy Indians on reservations who are not eligible for public assistance under the Social Security Act (Old Age Assistance, Aid to the Blind, Aid to Families with Dependent Children, and Aid to the Permanently and Totally Disabled) and for whom such assistance is not available from established welfare agencies or through tribal resources. Where possible, general assistance will be accompanied by rehabilitative services leading toward individual self-sufficiency. Tribes will be encouraged and assisted to develop work projects for employable recipients of general assistance.

Necessary foster care and appropriate institutional care will be provided for dependent, neglected, and handicapped Indian children from reservations for whom such care is not available through established welfare agencies.

Miscellaneous assistance will provide burials for needy Indians and for other costs related to welfare programs, including arrangements with tribes for meeting some of the costs of the surplus food commodities programs for needy Indian families.

Applications and continuing eligibility for assistance will be appropriately investigated. The needs of neglected and handicapped Indian children will be investigated and when placement away from home is indicated, arrangements will be made for appropriate care. Appropriate counseling will be provided to tribal courts in connection with problems of children and provision of protective services, and staff services will be provided when necessary to assist in housing programs and programs for family use of judgment funds. Consistent efforts will be made to promote the development of Indian people toward management of their own affairs.

Examples of Recent Accomplishment:

In cooperation with tribes, the recent great increase in assistance needs has been coped with so as to minimize privation and suffering. The development of Tribal Work Experience Programs as a more desirable way of providing for the assistance needs of employable Indians has been encouraged, and the number of such programs has increased. In this way, constructive employment has been provided for many, including in many instances, opportunity for training; a number of tribal work projects such as home construction and repair, road repair, building maintenance and development of recreational facilities contributed directly to the welfare of the reservation community, and tribes had an opportunity to develop experience in management.

D. Housing Improvement: Fiscal year 1972, \$9,164,000; Fiscal year 1973, \$9,678,000; increase, \$514,000. The increase consists of:

	<u>Increase (+) or Decrease (-)</u>		<u>Total</u>	<u>Total</u>	<u>Explanation</u>
	<u>Amount</u>	<u>Positions</u>	<u>Program</u>	<u>Positions</u>	
(1)	\$+530,000	-	\$9,678,000	45	To provide for the increased costs in the repair and new home programs.
(2)	-16,000	-	-	-	Savings resulting from Employment Reductions.
	<u>+514,000</u>	<u>-</u>	<u>9,678,000</u>	<u>45</u>	

Cost Factors Involved in Increase

- (1) Repair or renovate 5,100 homes at an average cost of \$1,300 each (repairs are not necessarily to standard condition), \$6,630,000 total cost (\$366,000 increase). Provide 530 new homes at an average cost of \$5,780, \$3,064,000 total cost (\$164,000 increase).
- (2) \$16,000 savings resulting from employment reductions.

Need for Increase:

Based on the fiscal year 1971 Housing Survey there are some 100,400 Indian families for which only 25,700 existing dwellings are in standard condition. The houses which can be renovated to standard condition number approximately 20,700.* A total of 49,800 new homes are required to replace existing substandard dwellings and to provide homes for families now living with other families in overcrowded conditions.

Emphasis of the Bureau's Housing Improvement Program (HIP) will continue to be on renovation and enlargement of existing housing. During 1973, approximately 5,100 houses will be improved and 530 new houses constructed.

The renovation effort has been and continues to be an important element in reducing the total cost of achieving the goal of eliminating substandard Indian housing. This effort continues to operate very well with the benefits to the Indian families direct and satisfying. Concomitant with these direct savings are the indirect savings generated by providing decent, safe and sanitary shelter, thus reducing the health and social costs created by an unsafe and unsanitary environment.

We have found it most important that the renovation effort be of a quality and sufficiency that the recipient can take pride in the finished product. The renovations must include not only the basic necessities of water and utilities but must provide for the modern conveniences including living space and storage space that are so necessary for the paraphernalia of every day family living that is so much a part of modern family life. Towards this end HIP will begin to reevaluate and improve upon some of the earlier efforts that were undertaken.

The repair work envisioned also means completing those minor repairs to homes that are not worth repairing to standard condition but are to be repaired to enable the families to ward off the elements until they can obtain better shelter.

It is now apparent that there are certain segments of the Indian population and areas that we thought would be eligible for other federal programs but simply cannot be served, such as certain areas of the country where small bands of Indians have been living under the most miserable conditions. Additional factors such as land ownership problems, lack of land, and meager income also make it impractical to use other federal housing programs. At present, these people can only be served adequately by the Housing Improvement Program. An estimated 530 houses will be constructed in 1973.

The housing programs, wherever possible, will be coordinated with the Office of Economic Opportunity and the Department of Labor training programs, tribal work experience programs, and tribal credit programs to provide construction training, home improvement and increased financial input.

- - - - -

* Approximately 4,200 additional homes are in adequate condition which means that they are in standard condition except one or more utilities are not available.

Examples of Recent Accomplishments:

In fiscal year 1971 some 574 new homes were constructed and over 3,800 repaired. During fiscal year 1972, the program will provide more adequate or improved housing conditions for some 5,290 Indian families (520 new homes and 4,770 repairs).

3. Employment Assistance

Subactivity	F.Y. 1971 Amount Available	F.Y. 1972 Amount Available	F.Y. 1973 Estimate	Increase (+) or Decrease (-) 1973 compared with 1972
A. Direct Employment...	\$14,405,253	\$15,133,000	\$17,349,000 ^x	\$+2,216,000
B. Adult Vocational Training.....	22,799,773	24,716,000	24,784,000 ^x	+68,000
Total.....	<u>37,205,026</u>	<u>39,849,000</u>	<u>42,133,000</u>	<u>+2,284,000</u>

A. Direct Employment: Fiscal year 1972, \$15,133,000; fiscal year 1973, \$17,349,000; Increase \$2,216,000. The increase consists of:

(1)	<u>Increase (+) or Decrease (-)</u> Amount	<u>Positions</u>	<u>Total</u> Program	<u>Total</u> Positions	<u>Explanation</u>
(1)	\$+215,000	-	\$6,325,000	-	Increase subsistence grants to relocatees.
(2)	+234,000	-	7,484,000	-	Increase subsistence grants to residential trainees including increase operating costs.
(3)	+767,000	-	2,389,000	-	Increase number of institutional trainees
(4)	+351,000	-	351,000	-	Increase subsistence grants and tuition and related costs for institutional trainees.
(5)	+800,000	-	800,000	-	Increase number of on-the-job trainees and an increase in training periods.
(6)	-151,000	-	-	-	Savings resulting from Employment Reduction.
	<u>+2,216,000</u>	<u>-</u>	<u>17,349,000</u>	<u>270</u>	

Cost Factors Involved in Increases

- (1) Increase the average yearly cost per individual served by \$58 to meet increased cost of living, (\$58 x 3,690 individuals served), \$215,000.
- (2) Increase the average yearly cost per individual residential trainee served by \$151 to meet increased cost of living and contractor's operating cost (\$151 x 1,545 individuals served), \$234,000.
- (3) Increase number of institutional trainees by 259 (259 x \$2,960 which is average yearly cost per trainee), \$767,000.

- (4) Increase the average yearly cost per individual served by \$73 to meet increased cost of living (\$73 x 4,825 individuals served), \$351,000.
- (5) Increase average training period from approximately 20.5 weeks to 23.5 weeks (535 x \$755 average yearly cost plus 3,965 x \$100 increase in training costs) and served an additional 535 on-the-job trainees, \$800,000.
- (6) \$151,000 in savings resulting from employment reduction.

Need for Increase:

An increase of \$215,000 is needed for subsistence grants to relocatees authorized as a result of the increase in living costs at destination locations; \$234,000 for Residential Training Centers is needed for subsistence grants to the trainees authorized as a result of increase in living costs and for an increase in operating costs; \$767,000 will be needed to enter an additional 259 individuals into institutional training and \$351,000 is needed for an increase in subsistence grants, and tuition and related costs authorized for institutional training students as a result of the increase in living and school costs at the training locations; and an increase of \$800,000 will be needed to enter into additional on-the-job training contracts resulting from increased emphasis on industrial and job development on Indian reservations which will result in approximately 535 additional on-the-job trainees to be served. Also, an estimated increase in the average training period from 20.5 weeks to 23.5 weeks is expected.

B. Adult Vocational Training: Fiscal year 1972, \$24,716,000; Fiscal year 1973, \$24,784,000; increase, \$68,000. This increase consists of:

	<u>Increase (+) or Decrease (-)</u> <u>Amount</u>	<u>Positions</u>	<u>Total</u> <u>Program</u>	<u>Total</u> <u>Positions</u>	<u>Explanation</u>
(1)	\$+250,000	-	\$250,000	-	Increase subsistence grants and tuition and related costs for institutional trainee.
(2)	+34,000	-	24,534,000	-	Increase number of institutional trainee.
(3)	-216,000	-	-	-	Savings resulting from Employment Reduction.
	<u>+68,000</u>	<u>-</u>	<u>24,784,000</u>	<u>439</u>	

Cost Factors Involved in Increases

- (1) Increase the average yearly cost per individual served by \$73 to meet the increase cost of living (\$73 x 3,425 individuals served), \$250,000.
- (2) Increase number of institutional trainees served by 11 (11 x \$2,960 which is average yearly cost per trainees), \$34,000.
- (3) \$216,000 in savings resulting from employment reduction.

Need for Increases:

An increase of \$250,000 is needed for subsistence grants, and tuition and related costs authorized for institutional training students as a result of the increase in living and school costs at the training locations; and an increase of \$34,000 will be needed to enter an additional 11 individuals into institutional training.

Program of Work:

The estimate of \$17,349,000 for Direct Employment and \$24,784,000 for Adult Vocational Training will provide services to 18,255 Indians in fiscal year 1973. Funds from Direct Employment are to be used to supplement AVT funds. The services will be provided as follows:

	<u>Persons Served</u>			
	<u>FY 1971</u>	<u>FY 1972</u>	<u>FY 1973</u>	<u>Change</u>
Institutional Training	7,260	8,250	8,520	+270
(Regular Institutional Trainees)	(7,140)	(8,090)	(8,360)	(+270)
(Solo Parent)	(120)	(160)	(160)	(--)
On-the-Job Training	2,225	3,965	4,500	+535
Direct Employment	5,280	5,235	5,235	(--)
(Relocatees)	(3,630)	(3,690)	(3,690)	(--)
(Residential Trainees)	(1,650)	(1,545)	(1,545)	(--)

Employment Assistance will play a key role in the Bureau's plan for reservation by reservation development. The funds and services above include these new thrusts, more emphasis on job development on or near the reservation, contracts for job training with Indian tribes, expansion of new industry on the reservation including additional on-the-job training opportunities, and development of new contracts with unions for training of Craftsmen. The placement of Field Employment Assistance Offices and Employment Training Centers under Area jurisdiction will provide an increased opportunity to support within area employment, job development and reservation work projects.

Examples of Recent Accomplishments:

Since the inception of the Employment Assistance Program through June 30, 1971, over 42,000 single persons or heads of families were placed directly into employment from which more than 89,000 persons benefited. During fiscal year 1971 there were 4,810 new entries into institutional vocational training increasing the total served since inception of P.L. 959 to 32,727 entries, 20,171 completions, 9,608 discontinuances with 2,998 still in training at the end of the fiscal year. From this training about 18,000 initial skilled job placements have resulted, benefitting approximately 34,000 persons. On-the-Job training placements have totaled 13,476 benefitting over 40,000 persons.

The family residential training centers at Madera, California, and Roswell, New Mexico, are operated under contract by Philco-Ford Corporation and Thiokol Chemical Corporation respectively, while the United Tribes Employment Training Center in Bismarck, North Dakota is operated under contract with the United Tribes Development Corporation. Since inception these centers have accommodated 3,543 entries of which 1,747 have completed and 1,172 have discontinued with 624 still in training.

The solo parent project at San Diego, California is operated under contract with the Industrial Training Systems. Since inception of this center in fiscal year 1970 there have been 119 entries with 40 completions and 11 discontinuances.

4. Maintaining Law and Order

Activity	F.Y. 1971	F.Y. 1972	F.Y. 1973	Increase (+) or Decrease (-)
	Amount Available	Amount Available	Estimate	1973 compared with 1972
Maintaining Law and Order..	\$5,851,563	\$7,255,000	\$8,087,000	\$+832,000

Maintaining Law and Order: Fiscal year 1972, \$7,255,000; Fiscal year 1973, \$8,087,000; increase, \$832,000. The increase consists of:

	<u>Increase (+) or Decrease (-)</u>		<u>Total Program</u>	<u>Total Positions</u>	<u>Explanation</u>
	<u>Amount</u>	<u>Positions</u>			
(1)	\$+450,000	-	\$7,537,000	-	To meet built-in cost increases including intensification of training in Drug Abuse, alcohol and other police related fields.
(2)	+550,000	-	550,000	-	Train and Staff two Rehabilitation facilities thru contract.
(3)	-168,000	-	-	-	Savings resulting from Employment reduction.
	<u>+832,000</u>	<u>-</u>	<u>8,087,000</u>	<u>298</u>	

Cost Factors Involved in Increase

- (1) Purchase 68 police type vehicles at an average cost of \$2,050 (\$140,000); increase maintenance and operation of vehicles (\$20,000); increase of 4,000 court cases at \$25 per case (\$100,000); 3,000 additional prisoners at \$33 per prisoner in reservation jails and off-reservation contract facilities (\$100,000); and cost increase for other segments of program to continue at present operational level (\$40,000). Intensify training for existing personnel and new personnel in drug abuse, alcohol and other police related fields (\$50,000).
- (2) Through contracts provide resources to staff and train individuals at two new rehabilitation centers, located on the Crow and Colorado River Reservations at a cost of \$275,000 each (\$550,000).
- (3) \$168,000 in savings resulting from employment reduction.

Need for Increase:

There are approximately 488,000 Indian people on 87 reservations located in 17 states where states and counties have not assumed civil and/or criminal jurisdiction. It is therefore the responsibility of the Federal Government to provide for community safety, which includes enforcement, judicial, detention, prevention and rehabilitation services. Latest crime statistics for 1970 are as follows:

<u>Item</u>	<u>1970 Statistics</u>	<u>Change from 1969</u>
Reported Offenses	89,297	+8%
Offenses Alcohol related	32,654	+15%
Grants of Probation	11,465	-31%
Average Daily Prisoner Count	853	+18%
Court Dispositions	79,355	+10%
Indian Civil Court Cases (New)	4,411	-17%

A most alarming and significant fact of crime on Indian Reservations is the large number of repeat offenders who constitute the bulk of all persons arrested on reservations for alcohol related offenses. This reveals a major social, rather than a purely enforcement problem. The trend in the past has been to emphasize the enforcement aspect of the program with little or no regard to prevention, rehabilitation and the courts. It will be this activity's efforts to focus main attention to these areas without decreasing the enforcement side. This is to be accomplished through new training techniques and methods which will involve youth development and involvement, as well as the community as a whole. Vital to the new thrust is the necessity of involving individual communities in the solution of their own problems by providing them the option and opportunity to assume total management responsibility for their own affairs, thereby creating problem awareness and sensitivity, to be accomplished through increased contracting.

Included in the requested increase is the amount of \$550,000, to be contracted to the Crow and Colorado River Tribes to operate two rehabilitation centers located at their respective reservations. The Centers will include psychiatric, recreation, detention and alcohol and drug abuse counseling services.

Based on the method of computation used in compiling crime rates for the uniform crime reports of the United States, which count only the founded crime of murder, forcible rape, robbery, aggravated assault, burglary, larceny \$50 and over in value, and auto theft, the following table compares Bureau of Indian Affairs 1970 data with 1970 national data.

<u>Population Group</u>	<u>Number of Jurisdictions</u>	<u>Population</u>	<u>Index Total <u>1/</u></u>	<u>Crime Rate <u>2/</u></u>
Indian Reservations <u>3/</u>	87	488,000	4,035	1,464
Rural Area <u>4/</u>	1,598	38,865,000	267,388	927

1/ Selected crimes cited in text above

2/ Per 100,000 population

3/ 1970 information

4/ Uniform Crime Report 1970

The above figures indicate that the crime rate per hundred thousand persons on Indian reservations is 63% greater than the national average in rural areas.

Program of Work:

The development and implementation of community operated realistic and viable adult and juvenile delinquency prevention programs coupled with rehabilitative services for repeat offenders constitutes the major emphasis of the activity.

Enforcement services currently rendered to reservation communities will not be diminished but re-inforced by development of training programs designed to train reservation police to respond positively to community problems of an enforcement nature.

Tribal courts will continue to be upgraded to operate consistent with requirements imposed by the Civil Rights Act of 1968 and so they will be capable of dispensing an equitable system of justice. To maintain the existing criminal justice program operating at the fiscal year 1972 level will require expenditure of \$450,000 in built-in costs. Items covered are replacement of police vehicles and related equipment, an increase in operation and maintenance of vehicles, an increase in civil and criminal court activity and subsequent increase in the number of prisoners detained in Bureau/Tribal and contract detention facilities. Additional costs required are an increase in overtime and premium pay as well as the increase costs that relate to the on-going training program.

An additional expenditure of \$550,000 will be utilized through contracts to staff and train personnel for two full service community service centers. Personnel will be selected from the Indian communities involved and trained to provide a full range or rehabilitative services including psychiatric, medical, counseling care for persons involved in alcohol and drug abuse. Service centers will also provide full criminal justice services consisting of police, detention, and judicial services.

Examples of Recent Accomplishments:

To train personnel on all aspects of the reservation criminal justice system, an outreach training program designed to take training to all field personnel has been developed and implemented. A total of 192 Bureau and tribal personnel were trained in fiscal year 1971 in subjects ranging from recruit training of police, alcohol and drug abuse, detention operations and management, Fish and Game Management and Enforcement, criminal investigation and delinquency prevention. Funds were made available to all Reservation police departments to provide uniforms for police personnel in an effort to instill spirit de corps in all reservation enforcement programs.

A cooperative agreement was reached between the Bureau of Indian Affairs and the Department of Justice and the Department of Labor to develop and implement a new careers program for all reservations in North and South Dakota, Montana and Wyoming. A total of 100 community members were hired and trained in a variety of fields that relate to the reservation criminal justice system. Funds for hiring, initial training and equipping of these personnel were provided by the Department of Justice and the Department of Labor. The supervision and on going training provided by staff from the Bureau of Indian Affairs. The cooperative agreement with these two agencies will continue until fiscal year 1974.

Pre-release and after release services for 475 offenders serving sentences in 12 Federal and 23 State penal institutions were provided by ex-offenders trained to provide counseling and additional services in conjunction with the Department of Justice and other State and local agencies. The program was developed to reduce the recidivism rate of offenders returning to reservation residences previously involved in violations of Federal and State laws.

PERSONNEL SUMMARY

Education and Welfare Services

	1971 Actual	1972 Estimate	1973 Estimate
Total number of permanent positions.....	10,087	10,230	10,817
Full-time equivalent of other positions.....	994	1,008	1,035
Average number of all employees.	9,880	9,854	9,978
Average GS grade.....	7.5	7.5	7.4
Average GS salary.....	10,650	10,758	10,732
Average salary of ungraded positions.....	8,445	8,941	9,477

ITEMIZATION OF ESTIMATE

Department of the Interior		Bureau of Indian Affairs			
Appropriation Title: Education and Welfare Services		Actual	Estimate	Estimate	Increase (+) Decrease (-)
		1971	1972	1973	
<u>Program and Financing:</u>					
Total obligations....	\$239,144,574	\$270,768,705	\$292,046,000	\$+17,452,295	
Contract authorization					
58 Stat. 266.....	-1,500,000	-1,500,000	-1,500,000	-	
Applied to contract					
authorization 58					
Stat. 266.....	+835,260	+693,295	+1,500,000	+806,705	
Unobligated balance					
lapsing.....	2,806,609	3,825,000	-	-	
Appropriation.....	241,286,443	273,787,000	292,046,000	+18,259,000	
<u>Obligations by Objects:</u>					
11 Personnel					
compensation....	94,291,235	96,107,000	95,512,000	-595,000	
12 Personnel					
benefits.....	8,915,104	8,926,000	8,646,000	-280,000	
21 Travel and trans-					
portation of					
persons.....	6,297,053	6,498,000	7,101,000	+603,000	
22 Transportation					
of things.....	2,120,206	2,465,000	2,724,000	+259,000	
23 Rent, communications					
and utilities...	4,230,079	5,110,000	5,979,000	+869,000	
24 Printing and					
reproduction....	131,150	155,000	176,000	+21,000	
25 Other services...	52,400,130	65,271,000	74,226,000	+8,955,000	
26 Supplies and					
materials.....	20,403,110	25,294,705	26,652,000	+1,357,295	
31 Equipment.....	4,961,093	6,259,000	7,446,000	+1,187,000	
41 Grants, subsidies,					
and contributions	47,995,117	57,383,000	66,484,000	+9,100,000	
Subtotal.....	241,744,277	273,468,705	294,946,000	+21,476,295	
Deduct quarters and					
subsistence charges...	-2,599,703	-2,700,000	-2,900,000	-200,000	
Total obligations...	239,144,574	270,768,705	292,046,000	+21,276,295	

RESOURCES
MANAGEMENT

DEPARTMENT OF THE INTERIOR
BUREAU OF INDIAN AFFAIRS
Resources Management

Appropriation, 1971	\$66,472,000	
Second supplemental appropriation, 1971	4,375,000	
Transferred from other accounts.....	<u>2,989,000</u>	
Total available, 1971.....		\$73,836,000
Appropriation, 1972.....	<u>71,456,000</u>	
Total available, 1972.....		71,456,000

Summary of Increases and Decreases, 1973

	<u>Base for 1973</u>	Increase or Decrease	
		<u>1973</u>	
<u>Forest and range lands</u>			
For protection and management of Taos Pueblo and the Blue Lake area.....		\$+ 240,000	
Provides for non-policy program increases.....		+ 300,000	
Savings resulting from employment reduction.....	\$ 7,623,000	<u>- 253,000</u>	+ 287,000
<u>Outdoor recreation</u>			
Initial funding for outdoor recreation facilities on Indian reservations.....	-	<u>+ 350,000</u>	+ 350,000
<u>Agricultural and industrial assistance</u>			
To cover contract increases.....		+ 50,000	
To establish 4 Area comprehensive planning units.....		+ 750,000	
To extend managerial program.....		+ 240,000	
To initiate a management evaluation system.....		+ 300,000	
Prepare Alaska Native roll and expenses thereto.....		+ 850,000	
Improve Alaska Native Village organizations.....		+ 380,000	
To provide for non-policy program increases.....		+ 320,000	
To assist tribal councils in administrative procedures		+1,800,000	
Savings due to employment reduction.....	13,750,000	<u>- 540,000</u>	+ 4,150,000

	<u>Base for 1973</u>	<u>Increase or Decrease 1973</u>	
<u>Soil and moisture conservation</u>			
To protect Indian water rights.....		+1,750,000	
To provide for non-controllable program increases.....		+ 180,000	
Savings resulting from employment reduction.....	6,892,000	<u>- 349,000</u>	+ 1,581,000
<u>Maintenance of roads</u>			
To meet increase in regular maintenance due to heavy traffic.....		+ 410,000	
Savings resulting from employment reduction.....	6,222,000	<u>- 246,000</u>	+ 164,000
<u>Development of Indian arts and crafts</u>			
Provide for non-controllable program increases.....		+ 10,000	
Savings resulting from employment reduction.....	664,000	<u>- 24,000</u>	- 14,000
<u>Management of Indian trust property</u>			
Provides for land surveys of Indian reservations.....		+ 900,000	
Assist Alaska Natives in settlement of certain land claims		+ 795,000	
Ownership study of Arkansas riverbed.....		+ 440,000	
To reimburse Employee Compensation Fund.....		+ 200,000	
For increased program costs.....		+ 400,000	
Savings resulting from employment reduction.....	9,820,000	<u>- 406,000</u>	+ 2,329,000
<u>Repair and maintenance of buildings and utilities</u>			
Provides for upkeep of new facilities.....		+ 267,000	
Increased cost of supplies, materials and services....		+ 513,000	
Decrease of non-recurring items.....		- 230,000	
Savings resulting from employment reduction.....	24,261,000	<u>- 824,000</u>	- 274,000
<u>Operation, repair and maintenance of Indian irrigation systems</u>			
Provides for non-controllable program increases.....	1,424,000	<u>+ 270,000</u>	+ 270,000

	<u>Base for 1973</u>	Increase or Decrease <u>1973</u>	
<u>Environmental Quality services</u>			
Initial funding for program direction in activities that affect quality of environment of Indian lands..	-	<u>+ 860,000</u>	<u>+ 860,000</u>
Net increase, 1973.....			<u>+ 9,703,000</u>
Budget estimate, 1973.....			<u>81,159,000</u>

RESOURCES MANAGEMENT

Analysis by Activities

Activity	F.Y. 1971 Amount Available	F.Y. 1972 Amount Available	F.Y. 1973 Estimate	Increase (+) or Decrease (-) 1973 Compared with 1972	Page Refer- ence
1. Forest and range lands.....	\$7,453,000	\$7,623,000	* \$7,910,000 ✓	+ \$287,000	34
2. Outdoor recreation.....	---	---	* 350,000 ✓	+ 350,000	39
3. Fire suppression and emergency rehabilitation.....	4,729,000	800,000	* 800,000 ✓	---	42
4. Agricultural and industrial assistance.....	12,920,000	13,750,000	* 17,900,000 ✓	+ 4,150,000	44
5. Soil and moisture conservation....	6,734,000	6,892,000	* 8,473,000 ✓	+ 1,581,000	59
6. Maintenance of roads.....	5,703,000	6,222,000	* 6,386,000 ✓	+ 164,000	65
7. Development of Indian arts and crafts.....	651,000	664,000	* 650,000 ✓	- 14,000	68
8. Management of Indian trust property.....	9,406,000	9,820,000	* ⁴² / ₄₃ 12,149,000 ³⁴⁰⁰ ✓	+ 2,329,000	70
9. Repair and maintenance of buildings and utilities.....	21,419,000	24,261,000	* ⁶³ 23,987,000 ³⁵⁰⁰ ✓	- 274,000	76
10. Operation, repair and maintenance of Indian irrigation systems....	1,421,000	1,424,000	* ⁵⁶ 1,694,000 ✓	+ 270,000	78
11. Indian business development fund..	3,400,000	---	---	---	
12. Environmental Quality Service.....	---	---	* 860,000 ✓	+ 860,000	81
Total.....	73,836,000	71,456,000	81,159,000	+ 9,703,000	

RESOURCES MANAGEMENT

1. Forest and Range Lands

Activity or Subactivity	F.Y. 1971 Amount Available	F.Y. 1972 Amount Available	F.Y. 1973 Estimate	Increase (+) or Decrease (-) 1973 compared with 1972
(a) Forestry.....	\$5,306,000	\$5,430,000	\$5,759,000	+\$329,000
(b) Range lands...	2,147,000	2,193,000	2,151,000	- 42,000
Total.....	7,453,000	7,623,000	7,910,000	+287,000

(a) Forestry: Fiscal year 1972, \$5,430,000; fiscal year 1973, \$5,759,000; increase, \$329,000. The increase consists of:

<u>Increase (+) or Decrease (-)</u> <u>Amount</u>	<u>Positions</u>	<u>Total</u> <u>Program</u>	<u>Total</u> <u>Positions</u>	<u>Explanation</u>
(1) \$+240,000	-			Based on new legislation, for protection and management required for Taos Pueblo and the Blue Lake area.
(2) +270,000	-			Non-policy increase to cover increased cost of operating expenses.
(3) -181,000	-			Savings resulting from employment reduction.
<u>+329,000</u>	<u>-</u>	<u>\$5,759,000</u>	<u>386</u>	

Cost Factors Involved in Increases

- (1) For student training of twelve Taos members employed full-time, seasonal aids as needed detailed with Soil Conservationist, \$105,000; vehicles, horses, supplies; construction of the guard station and helispot and re-building of corrals; supplies and materials for operation and maintenance projects, \$135,000; (approximately \$45,000 of this will be non-recurring).
- (2) To cover the increased cost of operating expenses.
- (3) Savings resulting from employment reduction.

Need for increase:

The increase of \$240,000 is to cover the cost of providing protection services required of the Bureau of Indian Affairs, following enactment of new legislation (P.L. 91-550) which declared the Blue Lake area (formerly of the Carson National Forest) to be held in trust by the United States for the Pueblo de Taos Indians; and to establish and implement a resources management and development plan for the Taos Pueblo area. This includes non-recurring construction cost for a guard

station and re-building corrals, and funds with which to employ on a full-time basis, twelve Taos members to provide fire, insect and disease protection, and as conservation Aids for trail maintenance, soil and moisture conservation measures on irrigated and range lands, stream improvement and habitat improvement for wildlife management. Trail maintenance is vital to protection needs; and these Aids will also be available for fire suppression duties.

Program of work:

The objective of Indian forest management is to realize from the forest resources, the highest economic and social services for the Indian owners, on a sustaining basis. This basic objective is accomplished through:

1. Encouraging and assisting the Indians to participate in all phases of forestry activities through expanded employment and engagement in logging, wood-using and other business enterprises.
2. Protecting the forests from fire, insects, disease and trespass.
3. Developing the forests to harvest the full allowable cuts in accordance with sustained-yield forestry principles.
4. Applying forest cultural practices such as reforestation and timber stand improvement to raise the productive capacity of the forest lands, and increase the allowable cut.

In consultation with the Indians, these forest management work plans are related with other uses of the forests, such as grazing, recreation, and watershed management. Indian forests especially enhance the unique wildlife and recreational potentials available on many of the Indian reservations. Development of these potentials would provide considerable income, employment, and business opportunities for Indians.

Examples of recent accomplishments:

Timber sale receipts are the prime source of income on many reservations. Annually recurring stumpage revenues enable many tribes to establish tribal enterprises, conduct tribal governments, and pay for services to help promote advancement of tribal members. The volume of timber cut in FY 1971 was 770 million board feet with receipts of \$23.2 million. That harvest generated about 5,390 permanent jobs, and an estimated 3,503 additional indirect and supporting jobs. Harvesting the full allowable annual cut of 1.04 billion board feet would enhance those benefits considerably. Trends in timber sales in recent years are as follows:

TIMBER CUT UNDER CONTRACT, PAID PERMIT, AND SPECIAL ALLOTMENT
TIMBER CUTTING PERMIT

<u>Fiscal Year</u>	<u>Volume Cut (MBM)</u>	<u>Receipts</u>
1967	823,959	\$16,207,550
1968	951,813	21,275,697
1969	974,332	32,935,311
1970	776,402	26,885,540
1971	770,927	23,272,162
1972 (estimate)	800,000	24,000,000
1973 (estimate)	750,000	22,500,000

The anticipated reduction of timber to be cut in FY 1973 results from a planned reorientation of priorities in allocating available funds. The summer of 1971 proved to be a disastrous fire year in the southwest, with over 100,000 acres

of Indian-owned forest lands ravaged by a series of fires that occurred primarily on the Mescalero, Fort Apache and San Carlos Reservations. As an aftermath, it is necessary to divert timber sale personnel and funds to fire control activities in order to try to attain and maintain the minimum level of presuppression and prevention now considered as acceptable. This reduction of harvest will represent a loss of about \$3.6 million to the Indian people, in stumpage revenues and employment and wages, for that year alone.

INDIAN PARTICIPATION IN THE FORESTRY PROGRAM

In fiscal year 1971, 24 tribal groups participated in funding the Forestry program. Their direct contributions amounted to \$695,886. Tribes also approve road construction and planting and seeding requirements in timber sale contracts. These requirements are indirect contributions to Bureau programs, because they reduce the Indians' stumpage revenues.

Every million board feet of timber sold generates an estimated 5-10 man years of employment, on or near the reservations, in logging operations and manufacture of lumber. Indians are increasingly taking advantage of these job opportunities, as shown by 1,250 in permanent jobs in 1959, and an estimated 2,148 in FY 1971. Indian tribes are showing increased interest in establishing enterprises, not only in logging and processing of reservation timber, but in providing the manpower for forest cultural projects and other forestry activities.

About one-third of the permanent Forestry staff, and over 95 percent of the seasonal staff are Indians. Indians receive training in the Forestry program in Student Trainee and Forestry Aid positions, as funds permit, and by participation in training provided in fire schools, when hired as mill or other wood-using industry employees, and in the Indian crews established to handle forest development projects.

REPAYMENT OF APPROPRIATED FEDERAL FUNDS

Under authority of the Act of February 14, 1920, as amended, administrative deductions are made from timber sale receipts. They are deposited in the Treasury as Miscellaneous Receipts, or in appropriate tribal accounts, depending upon the source of expenditures. In Fiscal Year 1971, fees for deposit in the Treasury were \$1,811,504; fees for deposit in tribal accounts were \$301,424. Estimates for Fiscal Year 1973 are: Federal, \$1,751,412; Tribal, \$291,408.

(b) Range lands: Fiscal year 1972, \$2,193,000; fiscal year 1973, \$2,151,000; decrease \$42,000.

	<u>Increase (+) or Decrease (-)</u> <u>Amount</u>	<u>Positions</u>	<u>Total</u> <u>Program</u>	<u>Total</u> <u>Positions</u>	<u>Explanation</u>
(1)	\$+30,000	-			To offset noncontrollable increases.
(2)	-72,000	-			Savings resulting from employment reduction.
	<u>-42,000</u>	<u>-</u>	<u>\$2,151,000</u>	<u>154</u>	

Cost Factors Involved in Increase

- (1) For increased program costs, \$30,000.
- (2) Savings resulting from employment reduction.

Program of work:

Determining the quantity, quality, condition, and potential production capabilities of 44 million acres of Indian owned rangeland; designing plans for developing and managing these grazeable resources for livestock production in optimum harmony with all other feasible uses and benefits for wildlife, forests, recreation, watershed protection, farmsteads, and industrial and urban expansion; establishing rangeland development and utilization standards; translating these standards into range and livestock management plans specifying the conditions under which grazing privileges can best be granted in accord with proper numbers and classes of livestock and time and duration of grazing seasons which will achieve the highest economic return consistent with undiminished perpetual use.

Rangeland areas are delineated to formulate practical use units and to furnish maximum encouragement and opportunity for use by Indians. Range condition and trend studies and forage utilization checks are made to guide adjustments in stocking rates, season of use, unit and pasture boundaries and to determine kinds and locations of range water and other rangeland developments and improvements needed. Over 70% of all Indian rangelands are located in the arid southwest where range water deficiencies must be relieved by deep wells, paved catchment basins, and pipelines.

Range inventories and other technical data indicate an average potential grazing capacity 50 percent greater than the current estimated proper stocking. This potential can only be reached through an understanding and application of the basic principles of prudent range management by the range users over a period of time, and after development of necessary physical range improvements. Therefore, emphasis must be given to the educational and training phases of the program to motivate and encourage the Indians to adopt the management and development techniques necessary to achieve the potential. Assistance is furnished to the Indian tribes in the allocation of grazing privileges to their members. Grazing privileges not needed for these allocations are advertised and permitted after competitive bidding.

Examples of recent accomplishments:

In 1970 Indian rangeland furnished over 7,600,000 animal unit months of grazing. This produced livestock products with a gross value of \$68,600,000 of which \$49,400,000 was produced by Indian ranching operations. This was an increase of \$6,600,000 and \$4,400,000 respectively over 1968. The total use of Indian rangeland by Indian stockmen increased from 90% in 1968 to 91% in 1970. Indians are consistently increasing their own use of their rangelands and are improving the quality of their livestock. This is returning a higher percentage of the total forage and livestock products value to the Indians' economy.

2. Outdoor Recreation

<u>Activity</u>	<u>F.Y. 1971 Amount Available</u>	<u>F.Y. 1972 Amount Available</u>	<u>F.Y. 1973 Estimate</u>	<u>Increase (+) or Decrease (-) 1973 compared with 1972</u>
Outdoor recreation..	-	-	\$350,000	+\$350,000

Outdoor recreation: Fiscal year 1972, none; fiscal year 1973, \$350,000; increase, \$350,000. The increase consists of:

<u>Increase (+) or Decrease (-) Amount</u>	<u>Positions</u>	<u>Total Program</u>	<u>Total Positions</u>	<u>Explanation</u>
\$+350,000	6	\$350,000	6	Initial funding for this activity on Indian Reservations.

Cost Factors Involved in Increases

- (1) Six new positions to aid Indian Tribes to develop outdoor recreation, \$100,000.
- (2) (To reimburse Bureau of Sport Fisheries and Wildlife for technical fisheries assistance on off-reservation treaty rights, \$250,000.)

Program of work:

This is a new program insofar as funding is concerned, Indian reservations represent an unusual opportunity for outdoor recreation development. Indians own large tracts of land with unspoiled, scenic, and unique beauty. Added to this is the well-publicized historic and dramatic impact of the Indian on this Nation. The Indians have a basic need for public use facilities such as campground, site developments, trails, parking areas, sanitation facilities, etc. The Outdoor Recreation Program, dealing largely with habitat improvement, is not a big money maker in itself but it provides the basic attractions and improvements which set up the conditions which attract commercial and tourism types of development which provide substantial job, wage, and other income opportunities. Technical and professional expertise, to identify and evaluate development opportunities, will be provided beyond that which is presently available from other sources.

Indian reservations are expecting over 15 million visitor days of use in F.Y. 1973. Due to lack of facilities and other developments which attract visitors to and hold them in recreation areas these visitors will spend less than fifty cents per visitor day on Indian reservations as compared to \$8 to \$15 per visitor day they will spend when visiting developed State and National recreation areas. The State and National recreation estimates are derived from the Outdoor Recreation Resource Review Commission Report 24 which was released in the early 1960's.

One hundred thousand dollars (\$100,000) will be used to provide for six new positions. One position, a GS-14 Outdoor Recreation, Fish and Wildlife Specialist, will be located in the Central Office to coordinate the Bureau-wide program and to serve as liaison with Bureau of Sport Fisheries and Wildlife (BSF&W) and National Park Service (NPS), with whom the Bureau has cooperative agreements, covered in the Departmental Manual, to aid Indians in the development of fish and wildlife and outdoor recreation programs. The five remaining positions will be located at field stations where tribal interest and capability offer the best opportunities for developing and executing viable tribal programs.

The agreements with BSF&W and NPS recognize BIA's primary responsibility in assisting Indians to administer and develop their property, including fish and wildlife, natural beauty areas, historical sites, archeological remnants, and other outdoor recreation potentials. National Park Service and BSF&W assist in defining program needs which constitute the basis for action programs. In addition, aid is given in developing program methods, guides, standards; identification of staff and facilities needed; and provide, within their capabilities, technical assistance necessary to the programs beyond that maintained within BIA. Review and evaluation of proposed and taken action programs by technical experts is also provided by these sister agencies. Wherever feasible, tribes will be encouraged to coordinate their programs for fish and wildlife and outdoor recreation with overall programs developed by the Bureau of Outdoor Recreation and States. Tribal programs, however, frequently have different objectives, depending on the part the tribe wants its fish and wildlife and outdoor recreation program to play in the overall reservation economy. Parts 501.2 and 502.1 of the Departmental Manual spell out the relationship of BIA to BSF&W and NPS in assisting Indians. This limited staff will enable BIA to assist tribes in taking advantage of the assistance available in planning and securing funds for project development.

The principal benefits from this limited program will come from the more orderly development of the tribal resources and from the guidance tribes will be able to get from BIA staff in seeking out and making use of technical and planning assistance from BSF&W, NPS, BOR, and States. This staff will also be able to assist tribes in determining and taking advantage of funding assistance which might be available from any one of numerous sources.

Further, this limited staff will enable BIA to contribute, in part, to fulfilling its responsibility as a part of the total Departmental effort in carrying out the Secretary's June 18, 1969, directive on assisting Indians to improve their economy by developing their recreation areas and parks. Ultimate benefit will be increased income and job opportunities for Indians.

Indian tribes have made serious attempts to participate in funding provided by the Federal Land and Water Conservation Fund. A few tribes have funds to meet the 50-50 matching requirements but Indian lands are considered as private lands under the Act and as such must make application, through states, as part of the State program. States themselves have many needs so Indian lands generally do not rank very high on the State priority lists. The only hope for Indians under this program, at least for the foreseeable future, is to have the basic act amended to provide for direct assistance without the 50-50 matching requirement and without state control.

Two hundred fifty thousand dollars (\$250,000) will be used to reimburse the Bureau of Sports Fisheries and Wildlife who have been asked to provide technical fisheries assistance to Indians in connection with off-reservation treaty fishing rights. The kind of information to be gathered is essential to and required by the Justice Department in its legal proceedings in developing and protecting Indian off-reservation treaty fishing rights which are being threatened by positions and actions being taken by states. Litigation is now in progress so this assistance to Indians at this time is vital.

3. Fire Suppression and Emergency Rehabilitation

Activity	F.Y. 1971 Amount Available	F.Y. 1972 Amount Available	F.Y. 1973 Estimate	Increase (+) or Decrease (-) 1973 compared with 1972
Fire suppression and emergency rehabilitation	\$4,729,000	\$800,000	\$800,000	- - -

Fire suppression and emergency rehabilitation: Fiscal year 1972, \$800,000; fiscal year 1973, \$800,000; no change.

Program of work:

Funds under this activity, together with available tribal funds are used to pay the cost of suppression and emergency prevention of fires on or threatening forest and range lands on Indian reservations, and for emergency rehabilitation of burned areas which will not or have not naturally reseeded within a period of time to adequately prevent soil erosion, water pollution, siltation, and losses of watershed and other economic values.

The many variables such as weather conditions, effectiveness of prevention, presuppression and suppression programs have marked effects on the number, location and size of fires, and the eventual costs of suppression; therefore, reasonable estimates for costs are not possible.

Neither can the necessity for emergency rehabilitation be forecast or costs estimated until the fires are extinguished and the situations evaluated. Severity of the burn, ground slope, rainfall, wind, and soil conditions are factors which determine the needed rehabilitation prescriptions required, if any.

Examples of recent accomplishments:

	Calendar years					5-year Average
	1966	1967	1968	1969	1970	
No. of fires	1,308	1,225	1,122	1,085	1,542	1,256
Average acres per fire...	25	28	39	33	33	31
Area burned (acres)						
Timberlands	5,334	7,919	11,346	3,935	5,824	6,871
Brush and grasslands	<u>26,769</u>	<u>25,852</u>	<u>31,905</u>	<u>32,392</u>	<u>44,512</u>	<u>32,286</u>
Total area burned....	32,103	33,771	43,251	36,327	50,336	39,158
Estimated damage....	<u>\$424,924</u>	<u>\$490,850</u>	<u>\$257,312</u>	<u>\$294,798</u>	<u>\$384,578</u>	<u>\$370,492</u>

<u>Causes of Fires:</u>	<u>Calendar Years</u>				
	<u>1966</u>	<u>1967</u>	<u>1968</u>	<u>1969</u>	<u>1970</u>
(a) Man	54%	67%	65%	68%	58%
(b) Lightning.....	46%	33%	35%	32%	42%

Obligations for each of the last five fiscal years were:

<u>1967</u>	<u>1968</u>	<u>1969</u>	<u>1970</u>	<u>1971</u>
\$592,295	\$880,915	\$1,191,002	\$1,032,413	\$4,827,000

Obligations for this fiscal year, through December 31, 1971, were \$3,377,898.

4. Agricultural and Industrial Assistance

Activity or sub-activity	F.Y. 1971 Amount Available	F.Y. 1972 Amount Available	F.Y. 1973 Estimate	Increase (+) or Decrease (-) 1973 compared with 1972
(a) Agriculture extension	\$ 2,263,000	\$ 2,285,000 ²¹	\$ 2,315,000 [✓]	\$+ 30,000
(b) Credit operations	2,096,000	2,146,000 ³²	2,146,000 [✓]	- - -
(c) Reservation programs	2,423,000	2,939,000 ¹⁴	4,166,000 [✓]	+1,227,000
(d) Industrial and tourism development	2,154,000	2,187,000 ³¹	2,077,000 [✓]	- 110,000
(e) Tribal operations	1,604,000	1,760,000 ²¹	4,820,000 [✓]	+3,060,000
(f) Housing development	2,380,000	2,433,000 ¹⁴	2,376,000 [*]	- 57,000
Total	12,920,000	13,750,000	17,900,000 [✓]	+4,150,000

(a) Agricultural extension: Fiscal year 1972, \$2,285,000; fiscal year 1973, \$2,315,000; increase, \$30,000. The increase consists of:

<u>Increase (+) or Decrease (-)</u> <u>Amount</u>	<u>Positions</u>	<u>Total</u> <u>Program</u>	<u>Total</u> <u>Positions</u>	<u>Explanation</u>
(1) \$+110,000		\$2,315,000		To cover the contract cost increases of this program.
(2) - 80,000				Savings resulting from employment reduction.
<u>+ 30,000</u>		<u>2,315,000</u>	<u>32</u>	

Cost factors involved in increase

- (1) For increase to program and supporting costs, \$60,000 and \$50,000 for increased contract costs.
- (2) Savings resulting from employment reduction.

Program of work:

Negotiation and administration of contracts with State Universities and colleges to provide extension services to Indian people on reservations.

Examples of recent accomplishments:

The Extension personnel advise the reservation Indian families, individuals as well as associations on the best use of their natural resources, i.e. lands, water, youth. Emphasis is placed on home making, family economics and development of youth activities.

Contracts are negotiated annually with 18 states to assist the people with their activities and special problems.

This results in the Indian people taking advantage of social and economic opportunities as they present themselves, which in turn leads to the betterment of the American Indian. We presently are serving approximately 210,000 American Indians with an estimated additional 70,000 should funding permit. More and more people on the reservations are becoming interested in Agricultural Extension and how they can learn from this special service.

(b) Credit operations: Fiscal year 1972, \$2,146,000; fiscal year 1973, \$2,146,000; "no change".

<u>Increase (+) or Decrease (-)</u>	<u>Total</u>	<u>Total</u>	<u>Explanation</u>
<u>Amount</u>	<u>Program</u>	<u>Positions</u>	
(1) \$+60,000	-	\$2,146,000	To offset increased costs, other than personnel, associated with operation of the program
-60,000	-		Savings resulting from employment reduction.
<u>- -</u>	<u>-</u>	<u>2,146,000</u>	<u>153</u>

Cost factors involved in increase

- (1) The increase will provide for increased costs associated with program operations.
- (2) Savings resulting from employment reduction.

Program of work:

The credit program strives to provide adequate capital to develop Indian resources to a point where Indians will enjoy a suitable standard of living from their own productive efforts and to help them assume responsibility for utilization and management of their own resources.

At the close of fiscal year 1971 total financing of Indian operations and enterprises was \$518.2 million, up from \$437.6 million, or an increase of \$80.6 million over the previous year. At the end of fiscal year 1971, we had unallotted commitments of \$11.6 million and loan applications authorized of \$12.3 million for a total of \$23.9 million in approved loans with available cash of \$2.1 million or a shortage of funding of \$21.8. The total estimated Indian financing needs was \$999.3 million at June 30, 1971. The following schedules

indicate the purpose of financing and showing status of revolving fund.

Status of the Revolving Fund for Loans - June 30, 1971

	<u>General Fund</u>	<u>Navajo Hopi Fund</u>	<u>Oklahoma Fund</u>	<u>Expert Assistance</u>	<u>Total</u>
Unallotted commitments	\$10,064,146	\$ 400,000	\$311,000	\$872,048	\$11,647,194
Applications authorized	<u>11,573,271</u>	<u>600,000</u>	<u>104,575</u>	<u>-</u>	<u>12,277,846</u>
Total advances scheduled	21,637,417	1,000,000	415,575	872,048	23,925,040
Less: Cash available	<u>610,523</u>	<u>779,860</u>	<u>30,694</u>	<u>730,310</u>	<u>2,151,387</u>
Cash shortage	<u>21,026,894</u>	<u>220,140</u>	<u>384,881</u>	<u>141,738</u>	<u>21,773,653</u>

Summary of Estimated Indian Financing Needs by Purpose

<u>Total Indian Financing Needs</u>		<u>\$999,357,735</u>
1. Financing of industrial development and group commercial enterprises		211,106,473
2. Financing of recreation development		70,922,100
3. Financing of utility systems, transportation terminals, community buildings, civic facilities, and other governmental purposes for which bonds may be issued		82,194,068
4. Financing of group arts and crafts enterprises		4,356,300
5. Loans to individuals		507,232,546
(a) Land	\$ 90,192,200	
(b) Agricultural	122,376,606	
(c) Non-agricultural	35,556,700	
(d) Housing	132,423,700	
(e) Small business	47,166,900	
(f) Education	9,657,250	
(g) Other	69,859,190	
6. Tribal land purchase		122,674,200
7. Expert Assistance.		872,048

(c) Reservation programs (Program Analysis and development and statistics):
 Fiscal year 1972, \$2,939,000; fiscal year 1973, \$4,166,000; an increase of \$1,227,000. The increase consists of:

	<u>Increase (+) or Decrease (-)</u> <u>Amount</u>	<u>Positions</u>	<u>Total</u> <u>Program</u>	<u>Total</u> <u>Positions</u>	<u>Explanation</u>
(1)	\$+ 750,000	+28	\$ 989,000		To establish core units of four Area comprehensive planning units, and to provide competent planning assistance on tribal staffs.
(2)	+ 240,000	--	440,000	--	To provide managerial capability on an additional 12 Reservations in FY 1973.
(3)	+ 300,000	+ 8	300,000		To initiate a program for evaluating the effectiveness of Bureau management and program operations.
(4)	+ 40,000	--	2,540,000		To maintain the program under conditions of rising prices.
(5)	- 103,000				Savings resulting from employment reductions.
	<u>+1,227,000</u>	<u>+36</u>	<u>4,166,000</u>	<u>197</u>	

Cost Factors involved in increases

- (1) Twenty-eight permanent positions at average annual rate of \$15,447 (\$432,516); travel and support costs, \$54,000; and \$263,475 for contractual services for planner capability on about 15 selected reservations at an annual rate of \$17,565 = \$750,000.
- (2) Tribal Affairs Management capability continued on at least 23 reservations at an average annual rate of \$19,000 = \$440,000.
- (3) Eight positions at an average cost of \$19,680, (\$157,490); travel and support costs, \$71,225; and reimbursement for tribal participation at an average of 15 days for 30 evaluations, \$71,285 = \$300,000.
- (4) Increase of \$40,000 to maintain the program under conditions of rising prices.
- (5) Savings resulting from employment reductions.

*Squaw Island
 Summit
 Navajo
 Four Corners*

Need for increases:

(1) Comprehensive planning activity is a key element in implementing the President's recommendations that comprehensive planning by Indian tribes be extended and improved, and that Federal services programs be controlled and operated by Indian tribes. Approved comprehensive plans developed under this activity would be the basis of providing financial assistance to Indian tribes. The amount would be identified in the budget by tribal group or reservation. Prior approval of a comprehensive reservation development plan would sanction the expenditure of government funds on projects within the plan. This will permit local funding trade offs between projects in the approved plan. In Fiscal Year 1972 a pilot planning activity was initiated in the Billings-Aberdeen Areas. The increase is needed to extend technical planning capability into four additional Areas, to provide back-up support at the Central Office, and to initiate financial assistance to selected tribes for securing and developing competent planning and program management assistance on the tribal staff. As comprehensive planning assistance is provided, and in accordance with tribal wishes, tribal staff will be trained to carry out the program as set forth in the plan. It is expected that about 25 requests for comprehensive planning assistance will be received during Fiscal Year 1973. The increase will permit the initiation of planning assistance on about 15 requests, and will provide for completing comprehensive development plans with about five tribal groups.

(2) Tribal Affairs Management, \$240,000. The increase is needed to extend managerial capability to twelve additional low-income tribes, bringing to twenty-two the number served by the program. This capability is needed to strengthen tribal participation and leadership for development activities, and to further tribal self-sufficiency and self-determination. Tribal managers are key elements in the ability of tribes to assure control of operations of Federally funded service programs. A part of the program is to initiate on-the-job training in an understudy setting for tribal members selected with potential as tribal managers. This approach assures maximum participation of Indians in the management of their affairs.

(3) Management Evaluation System, \$300,000. Management appraisal of Bureau programs and operations has been based primarily on routine or special operational reports, ad hoc teams performing special reviews, or reports of studies by non-Bureau groups. These techniques, while useful, are totally inadequate to assure management that Administration policies are implemented and that Indian people are participating. A management evaluation system is proposed which will provide scheduled and recurring checks and measurements of the effectiveness and responsiveness of program administration at all organizational levels. The system will center around scheduled on-site visits to Bureau field installations by evaluation teams from the Bureau headquarters. Evaluation teams will include Bureau headquarters and field personnel, tribal representatives, and non-Bureau personnel. Emphasis will be placed on obtaining the opinions and observations of tribal governing bodies during the general evaluation. The proposed programs provide for General Management Evaluation of all offices and Functional Evaluation of all programs at least once each three years. Special evaluations will be performed on an as needed basis. The system cycle annually involves: 30 General Management Evaluations to appraise the planning, organizing, directing and controlling functions of total organizational units; 10 Functional Evaluations to appraise specific functions, activities or programs on a Bureau-wide basis; and 15 Special Evaluations to review specific problem areas or hot spots.

(4) Program Maintenance, \$40,000. The increase is needed to off-set the impact of rising prices in objects other than personnel compensation, so that the program can be maintained at current levels.

Program of work:

The work funded as Reservation Programs divides into seven general areas of activities as follows: (1) Gathering, assembling, and analyzing basic demographic, social, and economic data reservation-by-reservation for use in program analysis and development. Close cooperation is maintained with the Bureau of the Census and other data sources. Outputs include the semi-annual Labor Force Report, contributions to the annual program and financial plan, and special reports as required.

(2) Preparing program plans, with supporting analytical studies, for each operating entity of the Bureau, and consolidating these plans into a Bureau-wide program plan. The program plan, with supporting analytical studies, is used within the Department as a basis for budget decisions and to support the Departments presentations to the OMB. In order to provide funding, staffing and output information for the annual program plan, the work also includes developing and maintaining the Bureau-wide Planning-Programming-Evaluation system. The system provides for periodic updating of program plans to reflect decisions made on funding and staffing levels. Analytical studies at the reservation level are important elements of the work. They evaluate program alternatives to provide a basis for sound decisions by Indians on the best methods of achieving their objectives.

(3) Assisting Indian tribes or tribal groups prepare and maintain comprehensive development plans. It is intended to work toward full Indian responsibility for planning decisions, with the Bureau and other assisting organizations providing technical and financial assistance. An essential aspect of the work is to achieve effective and coordinated interagency participation in the planning process. Planning involves in-depth research into problems and their causes; the setting of major goals and priorities; the development and analysis of alternative projects and measures; the selection of projects and measures for inclusion in the plan; and working out provisions of financing.

(4) Providing financial assistance to low-income Indian tribes to enable them to acquire and maintain competent managerial capability for the conduct of tribal affairs. The Tribal Affairs Manager as an employee of the tribe will provide tribal leaders the technical capability and continuity needed for more effective dealings with the non-Indian world. The position will provide expertise in the development of comprehensive plans, and in the development and execution of program and financial plans.

(5) Management Evaluation System: The proposed management evaluation system provides for appraisal of Bureau programs and operations on a systematic, scheduled and recurring basis. Evaluations will be performed by mixed discipline teams which include Indian representatives, Bureau field personnel and, on occasions, experts from other organizations. A small staff is provided to monitor accomplishments, follow-up on recommendations and provide general support and leadership for the program. Funds are included to compensate Indian representatives and for the travel and per diem of individuals detailed to evaluation teams as well as to operate the central service staff.

(6) Continuing efforts are being made to improve the Bureau's data basis and to develop a modern data gathering and use system (Management Information System).

(7) Assisting Indian tribes to develop plans for the expenditure of judgment funds.

Examples of recent accomplishments:

During the past year the PPE Data System has been expanded and integrated with the Finance and Personnel-Payroll Systems. This integration allows the measurement of planning data with actual funding and staffing on a program-by-program and Reservation-by-Reservation basis.

The Indian Information System became operational with the first tribe (Colorado River Indian Tribes) in the early part of Calendar Year 1972. This system is intended to consolidate and maintain information relative to human and natural resources available to the Tribe. The system is operated by the Tribe with BIA providing support in its development.

The comprehensive reservation development planning activity is being initiated during FY 1972. The inventory work of the MRBI unit at Billings, Montana is being completed and the unit converted to a planning group. Bureau-wide guidelines for comprehensive planning are being prepared. Technical planning assistance is being provided the Standing Rock-Sioux Tribe. The potential for planning assistance is being evaluated at several reservations. An Office of Planning has been established in the Central Office to provide Bureau-wide leadership for the comprehensive planning activity.

The Tribal Affairs Management Program (previously entitled Tribal Business Managers) has been implemented. The \$200,000 in additional funding for FY 1972 has been made available to 25 tribes to finance full-time managerial assistance. The Program will provide these tribes the capability to: 1) plan, coordinate and manage economic development programs; 2) maintain day-to-day administrative functions; or 3) consolidate business management and administrative functions to provide coherent and efficient control of tribal affairs under the direction of tribal authorities. Applications from 90 tribes were reviewed by a selection panel composed of five Indians from throughout the country and recommendations were made to the Commissioner regarding selections for program participation.

(d) Industrial and tourism development: Fiscal year 1972, \$2,187,000; fiscal year 1973, \$2,077,000; decrease, \$110,000. The decrease consists of:

	<u>Increase (+) or Decrease (-)</u> <u>Amount</u>	<u>Positions</u>	<u>Total</u> <u>Program</u>	<u>Total</u> <u>Positions</u>	<u>Explanation</u>
(1)	\$+ 30,000	-	\$2,077,000		To offset increased costs associated in operation of the program.
(2)	-140,000	-			Savings resulting from employment reductions.
	<u>-110,000</u>	<u>-</u>	<u>2,077,000</u>	<u>82</u>	

Cost Factors Involved in Increases

(1) The increase of \$30,000 will provide for increased cost in program.

(2) Savings resulting from employment reduction.

Program of Work:

In F.Y. 1973 the Bureau's Industrial and Tourism Development program will continue to concentrate its efforts on activities tailored to meet the persistent employment and income needs of reservation Indians and to promote the development of trade and commerce in their home communities. To this end the program's thrusts will include: (1) assisting Indian tribes to establish and to expand existing, industrial, commercial, and tourist enterprises in Indian labor force areas and thereby generate additional job opportunities and payrolls in areas where Indians live; (2) developing information and publicizing facts about the advantages of doing business in Indian country and about the potential for successful investment possibilities there; (3) helping Indian individuals and tribal groups to find new sources of equity financing, and from conventional sources as well as governmental agencies loans, grants, and mortgage guarantees, to fund various business ventures; (4) activating the type of training designed to endow Indian people with the skills necessary to qualify them as owners, managers, and employees of all kinds of businesses including banks, factories, supermarkets, motels, restaurants, etc; (5) assisting Indian leaders in their effort to form an Indian-owned and operated commercial and development banking system; (6) helping Indian tribes to develop integrated facilities for processing agricultural, mineral, and other raw materials from Indian-owned resources, such as agrobusinesses for grading, packaging, distributing and merchandising wool.

Example of Recent Accomplishments:

Despite some unfavorable economic conditions during Fiscal Years 1970 and 1971, achievements of the BIA's industrial and tourism development program were not altogether disappointing when measured by the numbers of new enterprises located and the new job opportunities opened in Indian home communities. The number of new industrial and commercial establishments located in Indian areas rose nearly 27% from 166 to 212, Indian employment in those enterprises increased by more than 18% from approximately 5,500 nearly 6,500, and the estimated annual payroll locally grew by \$5 million approaching a level of about \$26 million.

Manufacturing and processing industries based on new technology such as electronics and aquaculture continue to be attracted to Indian areas with many of this type of operation starting in 1971, including two on the Gila River Reservation in Arizona, and one on the Fort Berthold Reservation in North Dakota and Cheyenne Industries in Fairview, Oklahoma. The increasing demand for housing is reflected in the interest of new plants in the construction building business. These are turning out products ranging from mountain cabins on the Salt River Reservation, to mobile homes on the Navajo Reservation, panelized homes at Holdenville, Oklahoma; and to other types of homes on the Choctaw Reservation in Mississippi. Increasing interest in outdoor and recreation activities is also reflected by such new enterprises as a combination crafts, museum and restaurant operation which opened for business on the Gila River Reservation, and a plant to make fishing boats on the Colorado River Reservation. At Grand Portage, Minnesota, a boat and marina business was established. In addition, recreation complexes have been built on Rocky Boy's Reservation in Montana and at Fort Thompson, South Dakota.

Many of the Indian people employed in home-grown industries have worked their way up into supervisory jobs and a few are being groomed for top management positions. With the encouragement of the BIA, several Indian-owned industries have been started. One, owned by the Cherokee Nation in Oklahoma, not only is making impressive profits and gives its all Indian work force an annual bonus, but plans to expand out of its present rented quarters into a new structure being built on Cherokee land.

Increased emphasis is being given to two program thrusts to generate both job opportunities and new income for Indian people by attracting tourists and helping Indian entrepreneurs integrate economic enterprises based on local Indian resources. An example of the latter is described in the following article reprinted from the January 1972 issue of Nation's Business telling how BIA helped the Navajos sell at good prices their entire 1971 crop of wool. This project is only the beginning of a much broader and imaginative program looking toward formation of a whole new industry to employ Indians at every stage of wool processing from grading and scouring to spinning, weaving and merchandising fabrics of indigenous Indian design. It is assumed that ultimately Indian wool can be produced and sold by modern methods under a corporate system calling for a major portion of the profits to accrue to the benefit of Indian owners, managers and operators.

Tourism has a new program already underway on a cooperative basis with EDA, DATO, the U.S. Travel Service and the National Tourism Resources Review Commission. Spearheading the new approach is a nation-wide program of promotion and publicity started by BIA. This has already produced interest in the form of 15,000 inquiries processed in 1971 for the purpose of promoting more than \$14 million worth of new hotel, motel, and resort facilities built in Indian country by EDA.

Indian Wool Makes the Grade

Nobody wanted
the wool from
the reservations;
then, a retired
businessman found
the way to sell it—
and to create
a dramatic
new enterprise

George W. Hubley Jr., a chief in the Bureau of Indian Affairs, sat down at his desk at the Interior Department in Washington last March 15 and dashed off a worried longhand note.

The wool market was "glutted," he wrote, and the price of wool had plummeted. Navajos, who expected to clip three million pounds of wool in another 80 days, had borrowed heavily on it in advance, and it didn't appear that they could sell it at an adequate price—if at all.

"Do you think you can find a new market?" Mr. Hubley asked.

The note went to Irving Schwartz, a white-haired businessman who had come out of retirement to enter public service two years earlier, and who had been in his current job as BIA commercial and industrial development specialist for just two weeks.

What Mr. Schwartz did as a result not only moved several million pounds of unwanted Indian wool at a time when the general U. S. wool market was depressed, but led to a dramatic new enterprise for the na-

tion's Indians—the selling of their traditional, ceremonial garments through a management firm of their own, with big-city department store outlets.

For a long time there had been no wool marketing problem for the Indians.

"The industry goes way back among the tribes, principally the Navajos," explains Mr. Hubley, head of BIA's division of industrial and tourism development. "The sheep go back to when the Conquistadores brought them in from Spain. There is little difference between then and now in the way they raise their sheep.

"But the inevitable happened. Synthetics arrived. The imports came in. Indian wool got a bad reputation because poor grades were dumped in with the good."

Indian wool is polluted by wind-driven dirt and weeds, according to BIA reports. It shrinks more in scouring than Texan or Australian wools do.

Experts were calling the 1971 general wool market the worst since the 1930s. Navajo wool, especially, had nowhere to go. There were three mil-

lion pounds in Albuquerque and Roswell, N. Mex., warehouses. Another 1.5 million pounds were stacked in and around the reservations of the Navajos and of a smaller group, the Zunis.

Thumbs down on handouts

BIA people say 75 per cent of the Navajos, whose reservation is the size of West Virginia, raise wool. With the product not selling, an estimated 12,000 to 14,000 Navajo families faced the prospect of living on relief checks—hundreds of thousands of dollars in federal handouts.

"My contribution at that point was to bring in Irving Schwartz," says Mr. Hubley, "to set up Indians as entrepreneurs in various commercial fields. An innovative approach was needed in a variety of Indian trades."

Mr. Schwartz, early in the 1960s, had ended a long business career. He had left a large family-held El Paso, Texas, department store to retire with his wife to their ranch in New Mexico.

Then, when President Nixon named El Paso's Hilary Sandoval Jr. to head the Small Business Administra-

tion in 1969, Mr. Sandoval urged Mr. Schwartz, an old friend, to join him in the Washington fray. Mr. Schwartz hesitantly agreed to become an SBA official "temporarily."

But when Mr. Sandoval quit after two years, to return to El Paso, Mr. Schwartz was still at SBA. Then Mr. Hubley convinced him the challenges were much greater at BIA.

Now, two weeks after his arrival at BIA, he was facing one of those challenges.

First, he set up a series of meetings involving Congressional, Agriculture Department, White House and wool marketing officials, in search of foreign and domestic outlets for the wool. Nothing appeared to happen.

Then he contacted Dr. W. D. McFadden, associate professor of animal science at New Mexico State University, Las Cruces—who, Mr. Schwartz says, "probably knows more about wool than anyone in a vast area."

Dr. McFadden took warehouse samples and "was surprised to find 70 per cent of it was fine French and staple wool," says Mr. Schwartz. "No one really had known that, except for some traders who had been buying Indian wool cheap and selling it high."

The discovery that he had high-grade wool on his hands led Mr. Schwartz to Morton Darman, president of the Wool Manufacturers Association of America.

High marks for grading

"I asked whose wool *did* sell and why," Mr. Schwartz recalls, "and he said New Zealand's because it was graded and packaged the best. From there it was a matter of selling the Navajo Tribal Council on grading and packaging."

Things worked quickly then. BIA signed a contract with Wool Growers Warehouse, Inc., of Casper, Wyo., which moved its equipment hundreds of miles onto the Navajo reservation to grade and bale, and taught a group of Navajos how to do their own grading.

On Dr. McFadden's advice, a Denver laboratory certified the grading.

By July, four months after the crisis was dumped in Mr. Schwartz's

lap, the first wool—better packaged and graded to show its true quality—began to sell.

"The first thing that happened was an order from the Boston area for one and a half million pounds," Mr. Schwartz says. "It nearly knocked us off the table. Virtually no other wool was selling in America."

Before long another Boston area firm bought nearly another 1.5 million pounds.

Other sales were made in Texas and South Carolina, "and even to Mexico," says Mr. Hubley, "which is the first time Indian wool ever has sold to a foreign country.

"There are negotiations with Spain, too. They are seeking 250,000 pounds to be sold from Indian excess. The wool business has come full circle—with the product being brought back to Spain several hundred years later."

With the Navajos getting three to four times the price for wool in 1971 that they ordinarily would have gotten, because of the grading and packaging techniques, Mr. Schwartz's next step was to devise a program that would guarantee continued sales.

Traditionals approach

What he came up with was something called "American Indian Traditionals," bringing the nation's Indians into a business partnership with New York fashion leaders, backed by BIA and the Smithsonian Institution.

The Schwartz plan sets up a profit-making organization of small businesses on various reservations, under one main head—it's administered by a \$20,000-a-year manager in New York—to produce traditionally crafted items.

Natural resources of the reservations are to be used, to make the products authentic.

Vegetable dyes will serve as a barrier against cheap copies and a New York advertising agency has been developing product labels that vouch for authenticity, explain traditional meanings and, in some cases, name the individuals who made the items.

"Products will be marketed only with permission of the tribal councils,"

says Mr. Schwartz, "because traditions are involved."

When such permission is granted, he adds, "the exclusive Pueblo ceremonial shirts, for instance, or the ancient Indian rain belt will go to the public in the name of high fashion."

Wool is the basic fiber of the enterprise. But cotton, as well as leather, stone and metal accessories, will be part of the line.

Indian maids are to be used in fashion shows. Stanley Marcus, head of Texas' Neiman-Marcus stores, reports he will sell Indian fashions. So will the nationwide May Department Stores Co. Several independent stores, such as the Popular in El Paso, Mr. Schwartz's old firm, have signed up.

A retail-wholesale outlet, set up in New York, is to serve as a showcase for Indian artists, potters and weavers, who can sell their goods there.

Financing is to come in part from BIA, for training Indians. And "earnings from individual reservation companies will supply the funds to make the organization grow," Mr. Schwartz says.

All in all, what's happening is quite a feather in his cap. —SETH KANTOR

Ex-retailer Irving Schwartz examines Indians' musk ox wool from Alaska.



A Navajo rancher in Arizona grades sheep by marking their coats.



1971, Nation's Business -- the Chamber of Commerce of the United States. Reprinted from the January, 1972 issue.

(e) Tribal Operations: F.Y. 1972, \$1,760,000; F.Y. 1973, \$4,820,000; increase \$3,060,000. The increase consists of:

<u>Increase (+) or Decrease (-)</u>					
<u>Amount</u>	<u>Positions</u>	<u>Total Program</u>	<u>Total Positions</u>	<u>Explanation</u>	
(1) \$+1,800,000	---	---	---	To assist tribes in administrative direction.	
(2) +850,000	---	---	---	To prepare roll of Alaska natives and to pay costs incident thereto.	
(3) +490,000	+6	---	---	To improve Alaska native village organizations and to meet cost increase in on-going programs and increase training.	
(4) -80,000	---	---	---	Savings resulting from employment reduction.	
<u>\$+3,060,000</u>	<u>+6</u>	<u>\$4,820,000</u>	<u>136</u>		

Cost Factors Involved in Increases

(1) 180 Federally-recognized tribal entities falling within a critical need category will receive an average of \$10,000 in contract aid. (1,800,000)

(2) Alaska Roll requires: Salaries \$299,000; Contracting \$332,000; Travel \$50,000; Computer service \$100,000; Supplies, office furniture and equipment \$38,000; Employee job training \$23,000; radio and newspaper publicity \$8,000. (\$850,000) (20 permanent positions in F.Y. 1972 supplemental request)

(3) For Alaska native village organizational activities: 6 GS/12 tribal operations officer, and related costs \$180,000; tribal leadership training programs \$200,000; increased cost of roll preparation for the distribution of small judgement awards, and cost increases in other on-going programs \$110,000.

(4) Savings resulting from employment reduction.

Need for Increase

(1) The 1.8 million Tribal Government Development program is designed to help tribal governing units of tribes having insufficient or no tribal income to maintain and develop tribal administrative functions, to involve reservation tribal membership in the governing processes, to reinforce tribal communities with intertribal groups, the BIA, agencies of the Federal Government interested in reservation development programs, and the Congress. This program would enable tribal governing bodies to function more efficiently and productively on a day-to-day basis. It is proposed that contracts will be made with eligible tribal groups under an established priorities based on tribal population and income. Contracts will be limited to a maximum of \$20,000 and upon approval of a Tribal Government Development contract funds would be provided to meet the following type needs:

1. salary of elected or appointed tribal officials.

2. per diem and/or travel
3. conduct of meetings involving the tribe's general membership
4. office equipment and services for the administration of tribal government
5. conduct of tribal elections and other tribal referenda
6. tribal newsletter or newspaper

This program follows the President's concept of self-determination of Indian people and will create more receptivity on the part of tribes to assume responsibility and management of their own functions on reservations. It will result in more viable tribal governments with opportunities to make reservation communities a better place in which to live and work.

(2) The Alaska Native Claims Settlement Act of December 18, 1971 (P. L. 92-203) requires the Secretary of the Interior to prepare within two years from the date of enactment a roll of all Natives who were born on or before, and who were living on the date of enactment. We estimate that the programs will cost approximately \$850,000 a year for salaries, travel, equipment, computer and contracting services, training of BIA and contract employees, and other attendant costs.

(3) Section 8 of the Alaska Native Claims Settlement Act provides that

(a) the Native residents of each Native village entitled to receive land benefits under the act shall organize as a business for profit or nonprofit corporation under state laws before the village may receive patent to lands or benefits under the act, and

(b) the initial articles of incorporation for each village corporation shall be subject to the approval of the Regional Corporation for the region in which the village is located.

Until the Regional Corporations are knowledgeable and equipped to assist the villages in the preparation of articles of incorporation and other documents necessary to meet the requirements in this regard, the Regional Corporations will look to Bureau expertise for necessary assistance and advice in these areas. Approximately 230 native villages will be involved in these activities.

The increase of six additional positions is needed to meet the anticipated requests of some 132 native villages that must form municipal corporations and to modernize existing village organizations to better meet problems arising out of Alaska Statehood and the Alaska Native Claims Settlement Act. The future of Native organizations in Alaska lies with the 12 Regions created by the settlement act. It is necessary that the Bureau be staffed to meet the requirements of Natives. This increase will enable us to assign a liaison to each Region in the vital area of organizational activity.

Rolls are required to dispose of small judgment funds which have been awarded to certain Indian tribe claimants such as to the Pembina, Samish, Lower Skagit and Stillaguamish. The cost of making these rolls will be met by the Bureau, and additional funding is required to complete the roll of the Indians of California which is to be used as the basis for distributing a judgment award of \$29.1 million.

An intensive tribal leadership training program which began in FY 1971 has been highly successful, and there is an increased need for its continuance,

particularly for those tribes which have asked that they be permitted to take over some or all of the BIA programs on their reservations.

Program of Work

In addition to the new Tribal Government Development Program, and the organizational activity resulting from the Alaska Claims Settlement Act, it is estimated that in FY 1973, 32 awards totaling about \$97 million will be made by the Indian Claims Commission in settlement of claims against the United States for which research must be conducted to determine the Indian tribal beneficiaries of each award and in preparing and keeping current the tribal membership rolls. The number of appeals from individuals denied tribal enrollment required to be processed for decision by the Secretary of the Interior increases with the number of membership and payment rolls prepared. In FY 1973 the Bureau will work with the tribes in preparation or bring current approximately 165 tribal membership and/or payment rolls. In line with the Bureau's announced policies, it will continue to encourage the tribes through their tribal governing bodies to assume more of the management of their own affairs within the terms of their tribal constitutions and bylaws, with the BIA standing by as a source of aid when needed and requested. Tribal governing bodies will continue to be encouraged to modify their tribal organic documents and related administrative procedures to comply with the provisions of the 1968 Civil Rights Act providing, among other things, equal rights, protection and due process of law.

The Bureau will continue to process tribal contracts with claims attorneys, to organize tribal meetings for the purpose of approving or disapproving compromise settlements of claims cases by the attorneys, to audit attorneys' expense vouchers submitted to the Indian Claims Commission, and to review the applications of Indian tribes for loans with which to employ expert witnesses in connection with the prosecution of tribal claims.

Currently the Bureau is working with tribes in the development of approximately 100 tribal constitution and charter actions (27 actions more than in FY 1971). Approximately 89 membership and payment rolls are to be completed in FY 1972 (an increase of 28 rolls over FY 1971).

As Indian tribal claims are settled by the Indian Claims Commission or the Court of Claims, we must then draft legislation for consideration by Congress to authorize disposition of the judgment award. The work consists of research as to the identity of the tribe, successor in interest to each award and planning with the tribe for the use of the money. In FY 1972 19 cases will have been researched and proposed legislation drafted; the anticipated total of 30 awards by the Indian Claims Commission will require extensive research and preparation of draft bills.

Many of the new awards, like a substantial number of the current cases, will be extremely complex, requiring in-depth research and one or more meetings, with the tribal groups involved. Pursuant to Senate Committee on Interior and Insular Affairs, Executive Report No. 1, April 1966, a socio-economic report pertaining to the ability of the tribe with a judgment award to manage its own affairs will accompany each draft of legislation for Congressional consideration.

Examples of Recent Accomplishments

During FY 1971 the Bureau through Aid to Tribal Governments:

1. Researched and prepared draft legislation on 23 awards;
2. Completed action on 21 tribal membership an/or payment rolls; and
3. Completed action of 73 tribal constitutions and charter actions.

(f) Housing Development: Fiscal year 1972 \$2,433,000; Fiscal year 1973 \$2,376,000. Decrease \$57,000. The net decrease consists of:

<u>Increase (+) or Decrease (-)</u> <u>Amount</u>	<u>Positions</u>	<u>Total</u> <u>Programs</u>	<u>Total</u> <u>Positions</u>	<u>Explanation</u>
+\$20,000	---	\$2,376,000	---	To off set non-controllable program cost.
-\$77,000	---	---	---	Savings resulting from employment reductions.
<u>-\$57,000</u>	<u>---</u>	<u>\$2,376,000</u>	<u>141</u>	

Cost Factor Involved in Increase

- (1) The increase will provide for the increased costs of assistance to Indian Authorities to continue in the development and management of housing programs, \$20,000
- (2) Savings resulting from employment reduction.

Program of Work:

The Bureau of Indian Affairs will provide technical and administrative assistance to tribes in developing housing project applications and proposals for financial assistance under federal housing programs. The Department of Housing and Urban Development programs are expected to provide 6,000 new houses for Indians in Fiscal Year 1973.

The type and kind of staff assistance provided the Indian people will be changing to meet the changing program needs. As the housing program progresses, it begins to reach those areas and people that are more difficult to serve. Technical assistance and advice must be more intensive and direct by knowledgeable housing technicians. For example, more of the Bureau personnel will be engaged in the broad range of housing activities and programs, especially those new programs of HUD, and the Farmers Home Administration that provide home ownership to the low income people. Expertise in the field of home ownership responsibilities such as credit, budgetary controls, housekeeping and maintenance will be required.

Assistance will be required in training and assisting the tribal housing authorities because of their greatly increased administrative and managerial work load. The Bureau intends to assist the housing authorities to contract for qualified personnel in order that housing programs can be administered efficiently and achieve maximum benefits for the families by exercising proper administrative and management practices. More important, it is essential to provide the prospective and present Indian homeowner with the necessary education through advice and counselling in order that they can realize the benefits of living in a decent home.

By the end of fiscal year 1973, the housing authorities will have 18,000 units in occupancy and an additional 6,000 units will be under construction and nearing the occupancy stage.

Examples of recent accomplishments:

As of June 30, 1971, a total of approximately 8,000 HUD-assisted units were completed and under management by Indian housing authorities and an additional 1,600 units were under construction. During fiscal year 1972 construction is expected to begin on 6,000 additional HUD-assisted units.

5. Soil and Moisture Conservation

Activity or Subactivity	F.Y. 1971 Amount Available	F.Y. 1972 Amount Available	F.Y. 1973 Estimate	Increase (+) or Decrease (-) 1973 Compared with 1972
Soil and moisture conservation.....	\$6,734,000	\$6,892,000	\$8,473,000	+ \$1,581,000

Soil and moisture conservation: Fiscal year 1972, \$6,892,000; Fiscal year 1973, \$8,473,000; an increase of \$1,581,000. The increase consists of:

<u>Increase (+) or Decrease (-)</u>		<u>Total</u>	<u>Total</u>	<u>Explanation</u>
<u>Amount</u>	<u>Positions</u>	<u>Program</u>	<u>Positions</u>	
(1) + \$ 180,000				To meet non-controllable program increase
(2) + 1,750,000	+ 6			For Indian Water Rights protection and water inventory studies
(3) - 349,000				Savings resulting from employee reduction.
<u>+ 1,581,000</u>	<u>+ 6</u>	<u>8,473,000</u>	<u>478</u>	

Cost Factors Involved in Increases

- (1) Operational cost. For increased cost of supplies.
- (2) Water Inventory. Estimated cost of eight contracts for studies on most critical reservation locations (\$1,281,000) and six new professional positions needed to direct and monitor inventory process, (\$120,000).
- (3) Savings. Savings resulting from employee reductions.

Need for Increase: The increase of \$180,000 is required to meet non-controllable program increases.

The remaining \$1,401,000 increase is required to accelerate Water Resources Inventories. Water is rapidly becoming the most important and valuable resource in Indian country. A major priority of both Indian tribes and the Bureau is the identification and protection of the rights to the use of that Indian water. Water resource inventories will determine the water needs for all purposes - present and future - and then relate that need to the supply available both as to quantity and quality. Current efforts underway to develop the "Western United States Water Plan" make water inventories for Indian Reservations vital and urgent. Under authority of the Congressional mandate contained in P.L. 90-537, the Colorado River Basin Project Act authorizing the Central Arizona and other non-Indian projects, the Bureau of Reclamation is spearheading the preparation of a "general plan to meet the future water needs of the Western United States." That study is to be submitted in final form, not later than June 30, 1977, and has been code named Westwide. That study will cover all States containing or wholly west of the Continental Divide. The Bureau of Indian Affairs needs to be prepared with the essential ingredient information on Indian lands to be included in the Westwide and other related studies. It is imperative for the Congress to have the complete picture and is important in effective cooperation with non-Indian.

neighbors, the States, the River Basins and the Region.

Much more basically - until and unless these water resource inventories of Indian Reservations are completed, the important trusteeship functions of protection and development cannot be properly performed. The inventories will form the foundation for the establishment and maintenance of viable Indian communities.

Six positions are needed to direct and monitor the water resource inventory process. Much of the work will be performed by contract. A program of this magnitude will permit inventories to be conducted at about eight of the most critical reservation locations.

Program of work: The 1973 program will provide assistance in farm, ranch, watershed, and reservation planning for the utilization and development of Indian soil, water, and forage resources. These plans will be based on information provided by soil and range inventories being made as a part of this program. Special emphasis will be placed on greater Indian participation in decision making relating to use and management of their agricultural resources. Special technical assistance of a type that develops understanding on the part of Indian people of basic soil conservation principles will be provided. Such understanding contributes substantially to their efforts to bring into harmony the physical, social (including political) and economic factors that relate to efficient use, management, and development of agricultural and outdoor recreation resources and represents a major part of the work program. See Chart No. 1 for the volume of work in this phase of the program as reflected by the number of people needing some level of technical assistance.

The soil and moisture technicians work directly with Indian people in an effort to teach them how and the advantages of taking care of their soil, forage, and water resources, and to encourage and assist them in using these resources themselves. This close working relationship makes it possible to do a better job of planning for the use and development of these resources. A high percentage of these technicians are members of the local tribe who understand local customs and the need for conservation and are a part of work units which are often located away from agency and area headquarters, so that they are accessible to the Indian, the lessee, and close to the land with which they are concerned.

These technicians have the closest possible direct contact with Indians in the area they serve. Conservation measures are designed to fit each set of soil, slope, and erosion condition so as to: (1) correct ravages of erosion and depletion; (2) protect still-productive land against erosion and depletion; (3) improve productivity of the soil; and (4) control sediment which contributes nationally over 50 percent of the pollution to our streams and lakes. Such measures and good management on the part of land users make a maximum contribution to maintaining or increasing Indian income from their resources and to the President's environmental effort.

Chart No. 2 shows the active accelerated erosion on Indian lands and reflects the urgency and need for the program. More than 8,571,000 acres now have a moderately severe active accelerated erosion condition (class 2). This means that 25% to 75% of the top soil from these lands has been removed (lost) and at the present time the lands do not have adequate protection. These are "borderline" lands. If erosion is allowed to continue these still-productive lands will soon lose their productive capacity or have it greatly reduced.

Such losses will not only reduce Indian income from their still productive lands but will greatly intensify the job of establishing needed protective cover and mechanical measures necessary to reduce silt and water losses from these lands. The class 3 lands shown have lost more than 75% of their topsoil and have passed beyond the "borderline" and now have a very low productive capacity and are the greatest producers of silt pollutants and excess runoff water.

The economic potential resulting from protection of still-productive lands and improvement of soil productivity is shown in Chart No. 3. To reach the \$322 million potential shown will require the slowing of the active accelerated erosion now occurring and contributing so heavily to national pollution and at the same time drastically reducing the production power of Indian land resources. Also of equal or greater importance is the involving of Indian people and improving their abilities to develop, use and manage their resources. Today non-Indians are producing and harvesting almost two thirds (\$151 million) of the gross annual agricultural product (245 million) from Indian lands.

The estimate of \$8,473,000 will provide for the following major program features:

1. Land use investigations and planning.....		\$ 2,663,000
2. Application of measures.....		3,320,000
(a) Soil stabilization and improvement.....	\$1,771,000	
(b) Water management.....	1,549,000	
3. Operation and maintenance.....		1,089,000
4. Water Inventory.....		1,401,000
		8,473,000

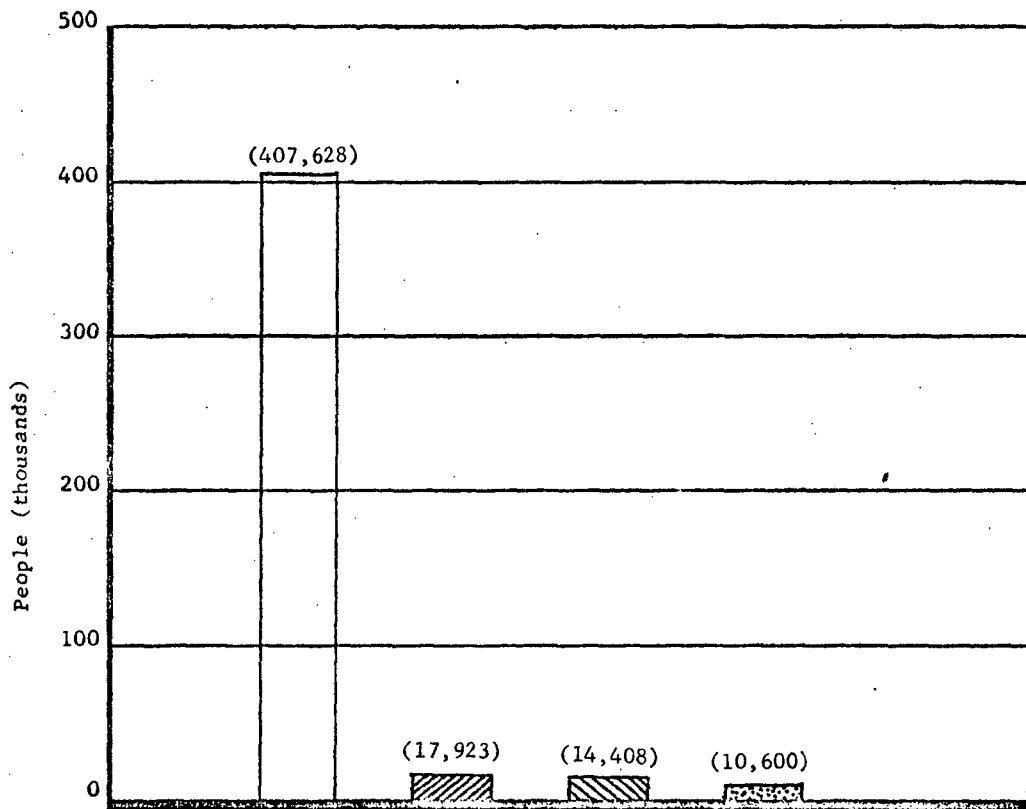
Examples of recent accomplishments

Soil and Moisture Conservation accomplishments continue to be good on Indian lands. There is an apparent increase in involvement, in the use and management of Indian agricultural resources by those Indians using and managing these resources. Individual and group contacts made with Indian people each year, by the program, are beginning to be effective in helping Indian people to make their own decisions about the use and management of their resources. In 1971 a great number of individual contacts of this kind was made in addition to the 4,743 separate group meetings, with 103,574 individuals in attendance, held to assist Indians to better use and manage their resources.

To date, the Bureau has completed soil and range inventories on approximately 92 percent of the open Indian land to be mapped. Data of this kind makes possible accurate planning of new areas and the revision of older plans. If the present rate of inventories are maintained, it is anticipated that inventories will be completed on Indian lands by 1974. This program furnishes technical assistance to the range management program by making the soil and range inventory and to the irrigation program by doing the necessary soils inventory work for developing irrigation farming.

Cooperators are continuing their investments in the program by increasing the application of practices such as brush control, cover crops, cropping systems, reseeding and fertilization. These are practices that improve the productivity of Indian lands and make conservation economically sound. In 1971 the cooperators' investment in the soil and moisture work was \$34,974,677. Slightly over 6.1 million acres of Indian land are now being managed in a manner that allows maximum production and utilization of production consistent with sound environmental management.

(Chart 1)
 Numbers of People Needing Some Level of Technical Assistance
 Related to Indian Agriculture Resource Development, Use and Management

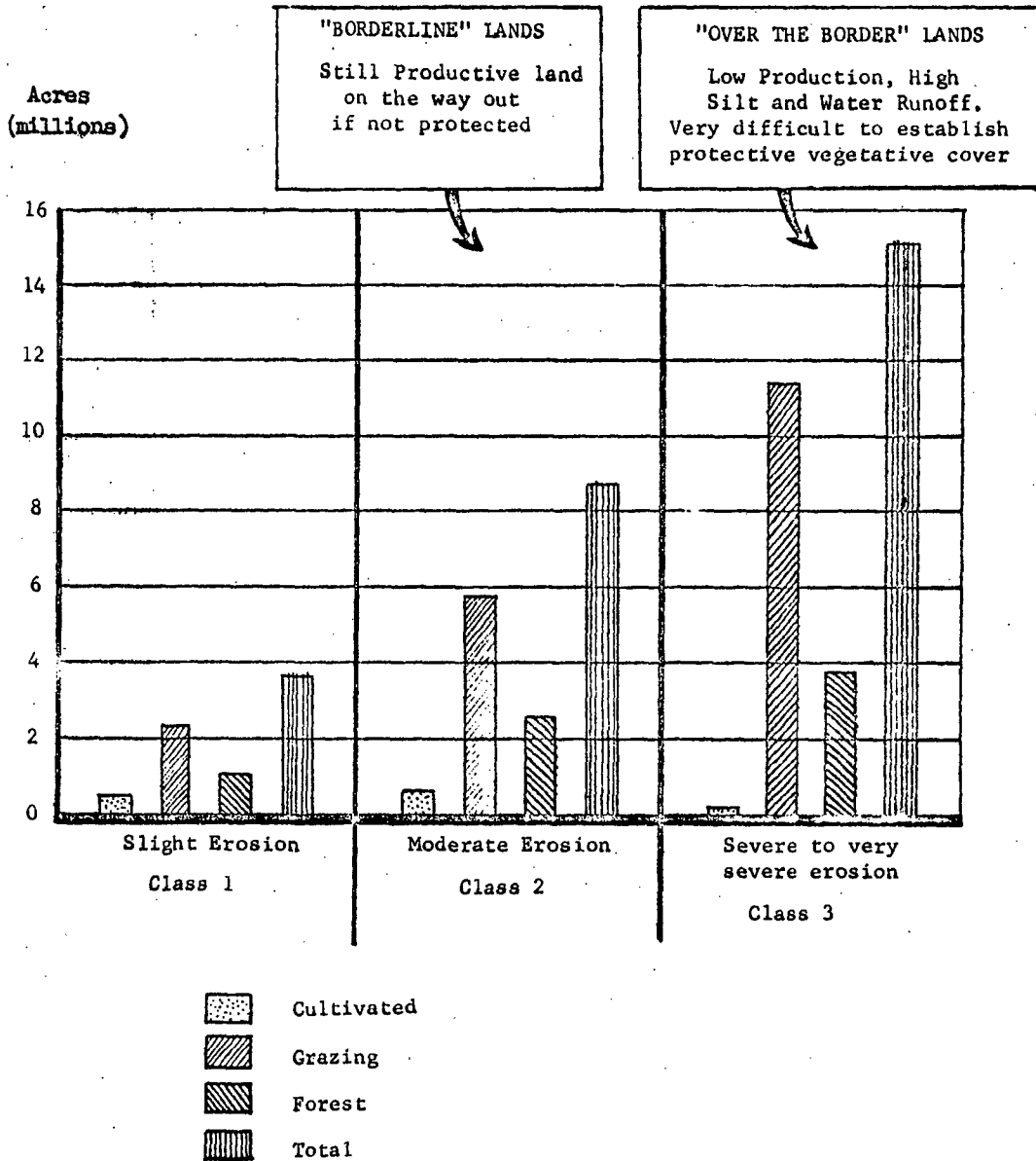


- Indian land owners not interested in using their lands but must understand conservation to be good landlords; includes all age groups.
- Indian operators now using their land and needing individual technical assistance
- Non-Indian people using Indian lands needing some technical assistance and requiring individual conservation stipulations relating to lands used
- Indians operating non-operative units needing retraining or relocation. Small % may expand and need detailed technical assistance

All figures exclude Alaska

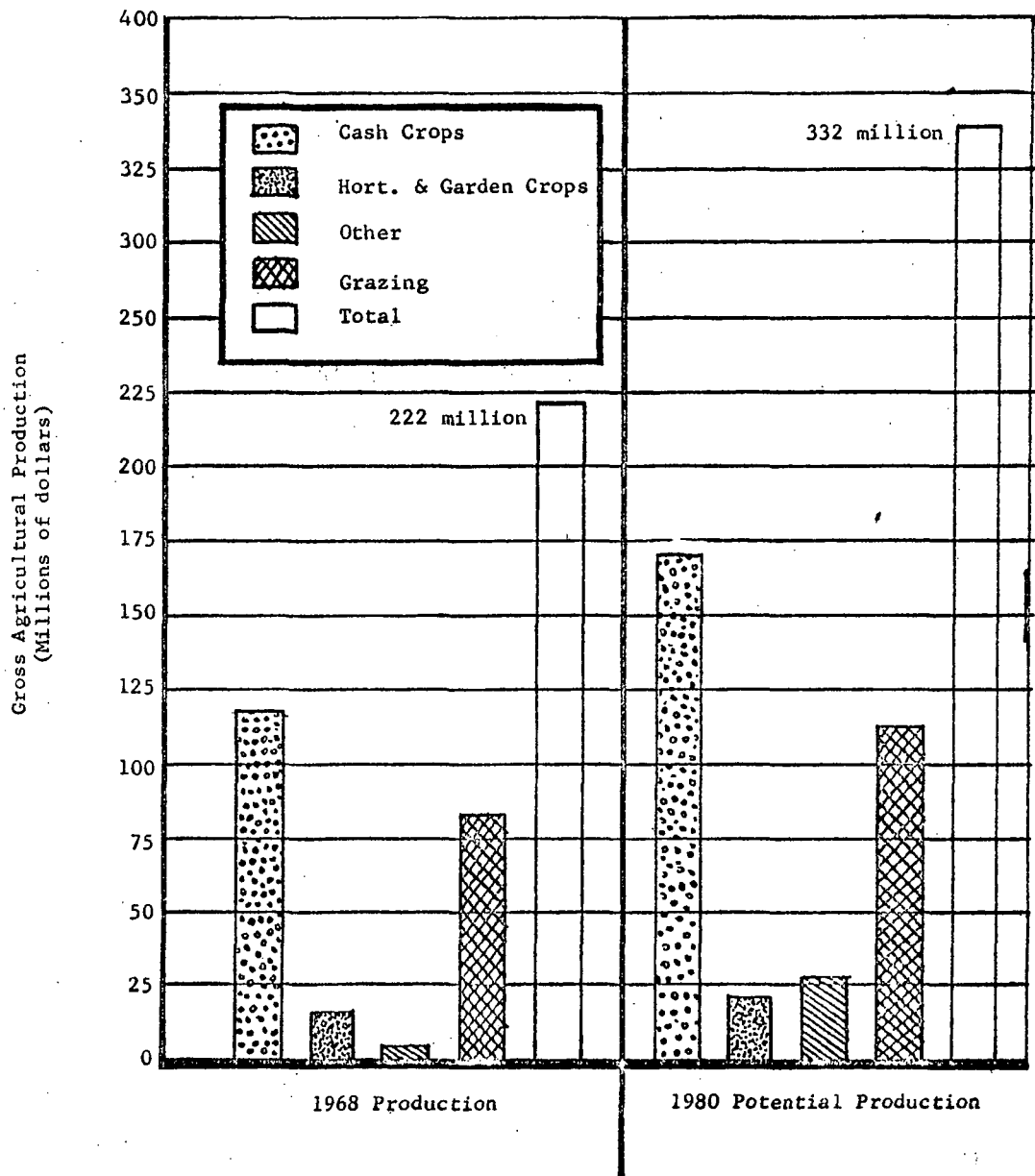
(Chart 2)

ACTIVE ACCELERATED EROSION ON INDIAN LANDS
BY LAND USE AND EROSION CLASS



All figures exclude Alaska

(Chart 3)
 PRESENT AND POTENTIAL GROSS PRODUCTION
 FROM INDIAN LANDS



All figures exclude Alaska

6. Maintenance of Roads

Activity	F.Y. 1971 Amount Available	F.Y. 1972 Amount Available	F.Y. 1973 Estimate	Increase (+) or Decrease (-) 1972 Compared with 1971
Maintenance of roads.....	\$5,703,000	\$6,222,000	\$6,386,000	+ \$164,000

Maintenance of roads: Fiscal year 1972, \$6,222,000; fiscal year 1972, \$6,386,000; increase, \$164,000. The increase consists of:

<u>Increase (+) or Decrease (-)</u>		<u>Total</u>	<u>Total</u>	<u>Explanation</u>
<u>Amount</u>	<u>Positions</u>	<u>Program</u>	<u>Positions</u>	
(1) + \$410,000				Regular maintenance increase due to increased traffic load of roads on Bureau System.
(2) - 246,000				Savings resulting from employment reductions
<u>+ 164,000</u>		<u>6,386,000</u>	<u>327</u>	

Cost Factor Involved in Increases

- (1) Regular maintenance on 9,818 miles of heavy traffic road @ approximately \$42 increase per mile, \$410,000.
- (2) Savings resulting from employment reductions.

Need for increase: Increase of \$410,000 is needed because the speed and volume of traffic has consistently increased on the reservations. It is evident that the heavier traffic roads require more and better construction and maintenance to meet the transportation needs. The Bureau road system is being improved and increased maintenance funds are required to provide timely and needed repairs if the initial investments are to be protected and full benefits realized from the improvements.

Program of work and continuing accomplishments: The estimate of \$6,386,000 will permit the Bureau to continue routine maintenance of 41 flight strips, 21,664 miles of roads, and 555 bridges on 177 Indian reservations in 23 states.

The roads serve the non-taxable Indian lands, schools, health centers, community centers and routes of transportation between the Indian home and market or place of employment. The Bureau is responsible for these roads because the Indian lands are not served adequately by state or county roads. Generally, in Indian country the county organization does not exist or if it does it is not financially able to provide a road service.

There are 2,160 miles of pavement, 1,291 miles of all-weather gravel surface, and 18,213 miles of roads not surfaced or with an inadequate surface which at times becomes difficult or impassable.

- a. Regular maintenance - 9,818 miles of heavy traffic roads - \$4,942,000; this sum provides for surface blading, repairing base failures, patching surface, shoulder and slope maintenance, replacement of traffic control signs, snow removal, ditch cleaning, and maintenance of drainage facilities. Average cost of \$500 per mile per year.
- b. Occasional maintenance - 11,846 miles of light traffic roads - \$1,106,000; this sum provides for work required to keep secondary roads and trails open to travel, such as blading, removing slides, filling washouts, removing fallen trees, and occasional shaping. Frequency of this maintenance varies with need; and from monthly to not more than once a year on some of the less important trails. Average cost of \$93 per mile per year.
- c. Heavy maintenance (major restoration) - \$217,000; this sum provides for reshaping roadbed, resurfacing, major repairs to bridges and culverts.
- d. Special maintenance - \$80,000; this sum provides for the repair of major damage caused by storms, fires, floods, etc.
- e. Flight strip maintenance - \$41,000; this sum provides for surface blading of 41 flight strips which serve Indian communities for emergency air transportation.

The proposed amounts and total mileage of 21,664 is distributed to the Areas as follows:

Area Budget Classification Breakdown for Fiscal Year 1973

Area	Total Funds	Heavy Traffic	Amount Regular Maintenance	Miles Light Traffic	Occasional Maintenance	Amount Heavy Maintenance	Amount Special Maintenance	Amount Airstrip Maintenance
Aberdeen	\$ 970,000	1,623	\$ 790,000	309	\$ 140,000	\$40,000	\$ --	\$ --
Albuquerque	570,000	845	414,000	1,513	150,000	--	--	6,000
Anadarko	90,000	128	46,000	212	34,000	10,000	--	--
Billings	670,000	830	490,000	1,191	150,000	20,000	10,000	--
Juneau	90,000	23	46,000	9	15,000	10,000	5,000	14,000
Minneapolis	250,000	402	175,000	161	50,000	15,000	10,000	--
Muskogee	80,000	330	60,000	--	--	10,000	10,000	--
Navajo	1,400,000	2,425	1,080,000	1,253	220,000	70,000	15,000	15,000
Phoenix	980,000	1,672	754,000	2,810	200,000	10,000	10,000	6,000
Portland	720,000	1,280	594,000	4,192	106,000	10,000	10,000	--
Sacramento	180,000	171	142,000	65	13,000	15,000	10,000	--
Washington	386,000	89	351,000	131	28,000	7,000	--	--
TOTAL	6,386,000	9,818	4,942,000	11,846mi.	1,106,000	217,000	80,000	41,000

7. Development of Indian Arts and Crafts

Slam 38

Activity	F.Y. 1971 Amount Available	F.Y. 1972 Amount Available	F.Y. 1973 Estimate	Increase (+) or Decrease (-) 1973 Compared with 1972
Development of Indian Arts and Crafts	\$651,000	\$664,000	\$650,000	- \$14,000

Development of Indian Arts and Crafts. Fiscal year 1972, \$664,000; fiscal year 1973, \$650,000; a decrease of \$14,000. The decrease consists of:

<u>Increase (+) or Decrease (-)</u>				
<u>Amount</u>	<u>Positions</u>	<u>Total Program</u>	<u>Total Positions</u>	<u>Explanation</u>
+ \$10,000	---	\$674,000		To offset increased operating costs of program.
- 24,000		- 24,000		Savings resulting from Employment reduction.
- 14,000		650,000	33	

Program of Work: The function of the Indian Arts and Crafts Board is to encourage and promote the development and expansion of Indian arts and crafts so as to improve the economic status of the Native American as well as to assist in developing and preserving a valuable American heritage. As specified by the Act creating the Indian Arts and Crafts Board, Public Law 355-74th Congress, the Board, through its national museum, exhibition and publication program and its staff of arts and crafts specialists, engages in experimentation and provides advisory assistance to Indian artists and craftsmen with the objective of (1) establishing high standards of workmanship, (2) developing new products which have good market potential, (3) assisting in the development of production-marketing centers and (4) promoting products and artistic works created by outstanding Indian, Eskimo and Aleut artists and craftsmen.

As an important tool to implement the Board's program activities, the Indian Arts and Crafts Board administers, operates and is actively engaged in the development of three of the finest, most important, cultural institutions in the United States devoted to the preservation, interpretation and presentation of Native American culture, namely, the Sioux Indian Museum and Crafts Center, Rapid City, South Dakota; the Museum of the Plains Indian and Crafts Center, Browning, Montana; and the Southern Plains Indian Museum and Crafts Center, Anadarko, Oklahoma. In addition to carrying out a Museum program to (1) professionally preserve and protect the rare and invaluable artifacts entrusted to the Museums' care and (2) to present continuing historical exhibitions to provide the most tangible basis for the prouder identification of the Indian people with their past cultural achievement, the Museums engage in varied and diverse activities to benefit the Indian and general public with relevance to contemporary Indian culture designed to include presentation of the many creative and innovative accomplishments of Indian artists and craftsmen of the 20th century. As a vital promotional value to the participating artists and craftsmen and as a unique educational experience for other Indian artists and craftsmen, visiting school groups as well as for the Indian and general public, the Museums present special sales-exhibitions of works by the most accomplished contemporary artists and craftsmen of the areas served by the respective Museums. Other special educational activities include the

use of educational presentations by the local area schools where the majority of Indian youth of the area attend school, in addition to the Museums' programs creating special educational aids for use in local area classrooms. To further promote the artistic endeavors of the Native American, the Museums provide a show place and merchandizing center for use by Indian owned and operated craftsmen's cooperatives who sell the finest arts and crafts produced by Indian artists and craftsmen of the respective regions. And, in addition to technical and marketing advice provided to Indian artists and craftsmen, the Museums conduct a variety of other advisory services and assist and coordinate the cultural activities of local, state and other federal agencies interested in the development of contemporary Indian arts and crafts, all of which are vital to meet increasing needs of the Native American.

Examples of Recent Accomplishments: Exhibitions and related Museum and Crafts Center operations have proven to be the Board's most effective tools in achieving the Agency's objectives of aiding and encouraging Native American artists and craftsmen economically and culturally, as well as fulfilling its unique national responsibility to promote their creative works as specified by Congressional mandate.

In FY 1971, the Board's national Museum and Crafts Center program, working cooperatively with Native American artists and craftsmen, initiated a highly successful series of one-man promotional sales exhibitions presented in Board facilities to introduce highly talented, but otherwise unknown, Native American artists and craftsmen to the public. As a result of these exhibitions, markets for the artists' and craftsmen's works expanded and lucrative commissions developed, providing an important foundation for these highly talented individuals in establishing their careers and reputations. It is the intent of the Board to continue development of these economically oriented promotional activities.

8. Management of Indian Trust Property

Activity or Sub-activity	F. Y. 1971 Amount Available	F. Y. 1972 Amount Available	F. Y. 1973 Estimate	Increase (+) or Decrease (-)
				1973 Compared with 1972
(a) Land management.....	\$7,533,000	\$7,712,000	\$9,900,000	\$+2,188,000
(1) Real property management.....	(5,566,000)	(5,693,000)	(7,925,000)	(+2,232,000)
(2) Real estate appraisal.....	(1,967,000)	(2,019,000)	(1,975,000)	(-44,000)
(b) Employee compensation payment.....	500,000	617,000	817,000	+200,000
(c) General trustee services.....	1,373,000	1,491,000	1,432,000	-59,000
Total.....	<u>9,406,000</u>	<u>9,820,000</u>	<u>12,149,000</u>	<u>+2,329,000</u>

(a) Land Management:

(1) Real Property Management: Fiscal year 1972, \$5,693,000; Fiscal year 1973, \$7,925,000; an increase of \$2,232,000. The increase consists of:

	<u>Increase (+) or Decrease (-)</u>		<u>Total Program</u>	<u>Total Positions</u>	<u>Explanation</u>
	<u>Amount</u>	<u>Positions</u>			
(1)	\$+900,000	6	-	-	Provide land surveys on Indian Reservations.
(2)	+795,000	-	-	-	To assist the Alaska Natives in settlement of certain land claims.
(3)	+440,000	7	-	-	Provide an ownership study of the Arkansas Riverbed.
(4)	+330,000	-	-	-	To offset increased program costs.
(5)	-233,000	-	-	-	Savings resulting from employment reduction.
	<u>+2,232,000</u>	<u>13</u>	<u>\$7,925,000</u>	<u>424</u>	

Cost Factors Involved in Increases

- (1) Six technical Bureau of Indian Affairs permanent positions, \$128,000; all other related expenses, \$72,000. The Bureau of Land Management will be primarily responsible for the surveys on a contract reimbursable basis; \$700,000 to Bureau of Land Management for a total of 40 permanent positions, and other related expenses.
- (2) Thirty-eight technical and clerical permanent positions, \$570,000. The balance of \$225,000 for the 25% cost of living expenses in Alaska and all other related costs (38 permanent positions in F.Y. 1972 supplemental request).

- (3) Seven technical and clerical permanent positions, \$92,000; travel, and other related expenses, \$28,000; contractual services, \$320,000.
- (4) The increase in program includes a cost of living increase and to offset built-in cost increases of travel, supplies and equipment.
- (5) Savings resulting from employment reduction.

Need for Increases:

- (1) Land Surveys on Indian Reservations, \$900,000:

The Bureau has been forced to proceed in real estate transactions for years on the basis of assumed boundaries. Surveys are required both to support owners and to defend the rights of Indian people to their land. The estimate of \$900,000 will provide for cadastral surveys on 47 Indian reservations. This is the first phase of a total \$4 million cadastral survey need to be met over the next 4-year period, on more than 12 million acres of land. The Bureau of Land Management will be primarily responsible for these surveys on a contract reimbursable basis. A total of 39,472 miles of new survey and 3,473 miles of resurvey will be made.

- (2) Assist the Alaska Natives in connection with their land selections regarding the Alaska Native Claims Settlement Act, \$795,000:

The Real Property Management Program will be responsible for assisting individual Alaska Natives and Native villages on points of law and for assisting them in the making of land selections. In addition to the individual and village selections of land, the balance of land not otherwise selected, up to a maximum total of 38,000,000 acres, will be selected by the Regional Corporations created by the Act. Real estate advisory services will be offered this corporation as needed.

Land planners will be required to assist village leaders in design concepts for land utilization, creating building and zoning codes and instructing village leaders for making future planning decisions.

The typical village will be entitled to approximately 70,000 acres. Trained and experienced leadership in real estate matters is non-existent in most villages. Therefore, the Bureau must provide a program of instruction in principles of land ownership and basic techniques of property management designed to provide these leaders with an acceptable level of ownership management capability to protect themselves in future real estate transactions.

A cost of \$795,000 annually will be requested to perform this function over the next five to six-year period.

- (3) Ownership Study of the Arkansas Riverbed, \$440,000:

The funds will provide the initial capability to define and describe those lands owned by the Choctaw and Chickasaw Tribes and the Cherokee Nation, within the Arkansas Riverbed, from the Grant River to the Arkansas line, in accordance with the Supreme Court decision in the cases entitled Cherokee Nation v. State of Oklahoma and Choctaw and Chickasaw v. State of Oklahoma. In these decisions, no boundaries were specifically identified. While the court has ruled that title to the Arkansas Riverbed vests with the tribes, there are still potential conflicts on these riverbed lands when the specific parcels are designated. There is a further need to protect the tribes' interest following identification from adverse actions and administrative appeals.

Once the tribal lands have definitely been identified, mineral valuations can be initiated to determine mineral reserves, amounts of gas produced, revenues

generated, and evaluations of cash flow assuming participation as working interest owners in producing oil and gas wells. Surface appraisals will be made for all parcels to estimate values of land acquired. This data will enable the tribes to make technical decisions and enter into real estate management agreements. The total project is 5 years, annual cost \$440,000.

(4) To Offset Increased Program Costs, \$330,000:

The increase in program for fiscal year 1973 includes a cost of living increase to offset built-in economic cost increases of travel, supplies and equipment. This increase will enable the existing program staff to maintain the present services provided at the reservation level, including services for various leasing, sale, purchase, programs and maintenance of land and ownership records.

Total Program Effort Proposed for Fiscal Year 1973:

The program for fiscal year 1973 will provide existing technical real estate management services to Indian landowners of 39.7 million acres of tribal land and 10.7 million acres of individually owned land, a slight increase over fiscal year 1972. These services will protect the real estate assets while achieving the maximum benefits of ownership through use and development of the resources. Emphasis will be placed on lasting employment, larger per capita and increased self-reliance.

The basic purpose of this program is to protect the rights of Indian landowners and aid them in the development of the resources. Real Property Management activities include: Maintenance and recording of land ownership records, rendering title and ownership status reports; preparing and recording wills, preparing probate records, preparing various deeds, exchanges, partitions and other transfer documents; conducting advertisements for sales and aiding in negotiations for sales and purchases of land; preparing applications for patents in fee; issuing orders removing restrictions; and preparing legal documents for dozens of types of real estate actions.

The program will provide sound economic advice; prepare legal documents, prepare advertisements and aid in negotiations. Subsurface leasing and permitting include oil and gas plus other minerals. Professional services will be rendered, including economic, engineering, and legal advice.

Continued assistance will be given to the tribal groups and organizations in the assumption of a greater role in real estate management. These include tribal leasing functions, tribal land purchases, programs for consolidations of fractionated interests and land exchange programs.

Highlights of Recent Accomplishments:

The benefits of the program to Indians include the maintenance of 44,943 surface leases, which produce an annual income of \$23,995,074, and 13,403 mineral leases which produce \$48,933,657 in bonuses, rents and royalties. The national demand for electrical energy has accelerated the search for minerals on Indian lands. This stimulated leasing of tribal and allotted lands resulted in an income increase of \$15,881,404 over 1970, derived principally from the fossil fuel, coal and the fissionable fuel, uranium. In addition, several thousand other transactions are processed for Indian owners, including wills, deeds, exchanges, and partitions. Real Property Management services benefit Indian owners with personal assistance in acquiring lands, preparing gift deeds, processing probate proceedings, furnishing data on land ownership, and development of locally adaptable environmental protection practices and policies. The benefits of property management include increased employment from land development leases and mining development leases. Many tribes and their members are

almost totally dependent for their operations upon income earned from leases. Property management plays an important part in acquiring rights-of-way and processing self-help and mutual-help housing projects.

Indian people are becoming more involved in property management in concert with protection of their environment. More of the responsibilities for negotiating leases, developing environmental protection policies and ordinances, seeking lessees, acquiring the necessary legal signatures required for transactions, collecting and distributing annual rentals can all be accomplished by tribes. More effort needs to be made by Indians in determining specific land purchase or land consolidation programs. Tribes can take more responsibility for consolidating leases into economic units. Tribes should become more involved in title, boundary and water rights research, including the providing of staff and funds for these functions. Real Property Management is an indirect employment producer. We estimate that about 150 jobs are created through long-term commercial leases, housing construction and other activities to which we give support. From the standpoint of income to Indians, Real Property Management administered leases which produce an annual direct income to individual allottees and tribes of \$72,928,731.

(2) Real Estate Appraisal: Fiscal year 1972, \$2,019,000; Fiscal year 1973, \$1,975,000; decrease, \$44,000. The decrease consists of:

	<u>Increase (+) or Decrease (-)</u> <u>Amount</u>	<u>Positions</u>	<u>Total</u> <u>Program</u>	<u>Total</u> <u>Positions</u>	<u>Explanation</u>
(1)	\$+40,000	-	\$2,059,000	134	Cost of living increases.
(2)	-84,000	-	-84,000	-	Savings resulting from employment reductions
	<u>-44,000</u>	<u>-</u>	<u>1,975,000</u>	<u>134</u>	

Cost Factors Involved in Increase

- (1) The \$40,000 will provide for non-controllable program increases.
- (2) Savings resulting from employment reduction, \$84,000.

Need for Increase:

The increase in program for fiscal year 1973 is a cost of living increase to offset built-in increased costs of transportation, supplies, equipment, etc. This increase will allow approximately 150 additional appraisal reports to be prepared and additional planning services to be performed. It means that more field inspections and on-the-site assistance can be rendered.

Program of Work:

The appraisal work program will consist of professional real estate appraisals, gross appraisals, valuation counseling, land use planning, preparation of specific site plans, coordination between tribes and the Department of Housing and Urban Development for obtaining #701 planning grants and preparing feasibility analysis for proposed land developments. All of these technical services are offered for the protection and development of Indian ownership interests in land. These services also provide information to individual Indians, tribal leaders and Bureau administrators for the making of sound real estate decisions.

The preparation of professional real estate appraisals will remain the largest single element of this program. It is required by law and applicable

regulations dealing with acquisitions, gift, sale, lease, exchange, and easements of Indian owned land in Trust to the U. S.

In connection with the new Reservation Acceleration Program, which emphasizes comprehensive reservation planning, our entire staff will be increasingly involved in preparing (or advising in) technical land use plans, drafting various ordinances and codes to facilitate the orderly development of communities, developing feasibility studies, and economic analysis in support of these comprehensive plans.

The Real Estate Appraisal Program will play a very significant role in the greatly increased tribal land purchase programs being accelerated by the Farmers Home Administration loan program, authorized under Public Law 91-229. This land purchase program has, and will, significantly increase the appraisal workload.

The Bureau of Indian Affairs will require an increased volume of appraisals for the acquisition of rights-of-way on both Indian and non-Indian land in connection with a greatly increased roads construction programs. In addition to these programs, the normal appraisal workload will be performed for thousands of transactions such as leases, sales, exchanges, estate inventories, etc.

Where mineral potential is concerned, the mineral engineers and petroleum specialist of our program provide evaluation of these resources.

New techniques are being developed to give faster valuation information with our reduced staff. These new techniques include linear regression and multiple regression analysis. Other techniques involve computer operated programs for valuation analysis such as equity capitalization, cash flow analysis and several residual capitalization programs.

Examples of Recent Accomplishments:

Real Estate Appraisals will continue to increase rental incomes to Indian lands. In fiscal year 1971 appraisals totaled \$116,419,000 in value and \$6,293,800 for rental purposes. The appraisers completed 9,392 appraisal reports, which is an increase of 169 over fiscal year 1970, and substantially higher than the 8,897 reports prepared in fiscal year 1969. These increases can be attributed, in part, to new techniques even though the program staff has been reduced. Meanwhile, however, there were 6,369 appraisal requests pending at the end of fiscal year 1971. This compares with only 3,084 pending at the end of fiscal year 1970. A greater volume of requests is expected in fiscal year 1973.

Land use plans and site plans were prepared last year for housing developments, whole community plans in connection with school construction, planning in cooperation with Public Health Service developments and other types of plans in aid to specific economic developments.

(b) Employee compensation payment: Fiscal year 1972, \$617,000; Fiscal year 1973, \$817,000; an increase, \$200,000. The increase consists of:

<u>Increase (+) or Decrease (-)</u>		<u>Total</u>	<u>Total</u>	<u>Explanation</u>
<u>Amount</u>	<u>Positions</u>	<u>Program</u>	<u>Positions</u>	
\$+200,000	-	\$817,000	-	To reimburse the Employees' Compensation Fund.

The increase will provide funds to reimburse the Employees' Compensation Fund for payments made due to injury or death of employees under the jurisdiction of this agency as required in Section 209 of Public Law 86-767.

- (c) General trustee services: Fiscal year 1972, \$1,491,000; Fiscal year 1973, \$1,432,000; decrease \$59,000. The net decrease consists of:

	<u>Increase (+) or Decrease (-)</u>		<u>Total</u>	<u>Total</u>	
	<u>Amount</u>	<u>Positions</u>	<u>Program</u>	<u>Positions</u>	<u>Explanation</u>
(1)	\$+30,000	-	\$1,521,000		To meet non-controllable program costs.
(2)	-89,000	-	-89,000	-	Savings resulting from employment reduction
	<u>-59,000</u>	<u>-</u>	<u>1,432,000</u>	<u>127</u>	

Cost Factors Involved in Increases

- (1) The increase will provide for non-controllable program increases.
- (2) Savings resulting from employment reductions.

Need for Increase:

The increase will offset the built-in increase in cost of program operation.

Program of Work:

The Bureau is charged by various laws and regulations with the trust responsibility of accounting for and disbursing individual Indian monies which come into the custody of Bureau officials as a result of administering trust or restricted properties of individual Indians, through per capita payments, judgments, awards, and claims. Indian Service Special Disbursing Agents are designated to carry out these responsibilities.

This sub-activity also finances positions of field representatives who serve as contact representatives with the Indians at the reservation level and who perform work connected with the activities concerned with administration of trust properties.

Examples of recent accomplishments: Trust funds are collected by the Bureau from the leasing and/or sale of trust property, from the sale of forest products produced on trust property, from sales of minerals, hay, and other products. These funds are then deposited to individual Indian and tribal accounts, and in numerous instances are distributed to several thousand individual Indian accounts resulting from the growing multiple-ownership or heirship situation. New data processing techniques are constantly being instituted for improvement of controls and record keeping to utilize to the fullest extent possible existing specialized staff and to implement and facilitate the use of electronic accounting techniques. This is resulting in better service to Indian beneficiaries through more current disbursing of funds to them. Field representatives have continued to work with Indian groups and individuals in the management, administration, and development of Indian trust property and related activities. There has been increased activity also in the field of investing individual and tribal funds at higher rates of interest, thus increasing their earnings.

9. Repair and Maintenance of Buildings and Utilities

Activity	F.Y. 1971	F.Y. 1972	F.Y. 1973	Increase (+) or
	Amount Available	Amount Available	Estimate	Decrease (-) 1973 compared with 1972
Repair and maintenance of buildings and utilities.....	\$21,419,000	\$24,261,000	\$23,987,000	\$-274,000

Repair and maintenance of buildings and utilities: Fiscal year 1972, \$24,261,000; fiscal year 1973, \$23,987,000, decrease of \$274,000. The net decrease consists of:

Increase (+) or Decrease (-)	Total	Total	Explanation
(1) \$+267,000	-		Repair and maintenance of newly constructed buildings and utilities and related costs.
(2) +513,000	-		Increased cost of supplies, materials and services
(3) -230,000	-		For non-recurring items in 1972 program.
(4) -824,000	-		Savings resulting from employment reductions.
<u>-274,000</u>	<u>-</u>	<u>\$23,987,000</u>	<u>1,300</u>

Cost Factors Involved in Increase

- (1) Approximately 275,000 square feet of newly constructed buildings and related utility systems will be placed into operation during fiscal year 1973 at about \$.97 per square foot, \$267,000.
- (2) The \$513,000 will provide for non-controllable increases in supplies materials and services.
- (3) Decrease of \$230,000 for non-recurring items from the 1972 program.
- (4) Savings resulting from employment reductions.

Need for Increase:

The \$780,000 requested will provide (1) \$267,000 for repair and maintenance of newly constructed buildings and utilities. Our evaluation of new facilities maintenance needs as well as data developed in the maintenance industry, indicates first year costs are from 75% to 90% greater than subsequent year requirements. New equipment and operating problems during the break-in period require maintenance which is vital if the new facilities are to be placed into untroubled, useful service and if the Government's investment is to be protected. (2) \$513,000 for increased cost of supplies, materials and services.

The program for the existing Bureau facilities will be maintained basically at the Fiscal Year 1971 level of repair and maintenance.

Program of Work:

The Bureau maintains approximately 8,700 individual buildings containing 28,900,000 square feet of floor area together with related utility systems to support these facilities at 400 separate locations.

The Repair and Maintenance of Buildings and Utilities program provides for the repair and maintenance necessary to keep these facilities and utility systems in such condition that they may be continuously utilized at their original or designed capacity and for their intended purposes.

Commercial facilities are not available to serve many of the Bureau's isolated locations, therefore complete services including heat, light, power, water, sewer, garbage, etc., required to operate the schools, dormitories, kitchens, dining halls, quarters, office buildings, shops, garages, and other educational and recreational facilities, etc., must be operated and maintained by the Bureau.

Utilities maintained at most locations are equivalent to those of an average community and in many locations are much more extensive due to central plants which provide electrical power, hot water, steam, etc. In addition to normal operating requirements, these systems must be maintained on an uninterrupted 24-hour basis to insure the health and safety of Indian school children and Bureau personnel.

The \$23,987,000 will provide for maintenance of Bureau physical plant facilities located throughout the United States including Alaska and includes \$300,000 to fund a cleanup program in and around Indian villages. The purpose of this program is to provide young people with a work opportunity and experience in "community development".

Examples of recent accomplishments:

In fiscal year 1972 work continued on engineering performance standards and guides. As an interim measure, Department of Navy maintenance standards are still being used, to the extent feasible, as temporary guides.

Plant facility inventories and useful life data are being updated. Program evaluation studies will continue until all Bureau locations have been evaluated.

Plant Management programs service 400 locations involving buildings and utilities. 77 boarding schools, 19 dormitories and 123 day schools are among the facilities maintained and operated over an area stretching from Alaska to Florida.

10. Operation, Repair and Maintenance of Indian Irrigation Systems

Activity	F. Y. 1971	F. Y. 1972	F. Y. 1973	Increase (+) or Decrease (-)
	Amount Available	Amount Available	Estimate	1973 Compared with 1972
Operation, repair and maintenance of Indian irrigation systems	\$1,421,000	\$1,424,000	\$1,694,000	\$+270,000

Operation, repair and maintenance of Indian irrigation systems: Fiscal year 1972, \$1,424,000; Fiscal year 1973, \$1,694,000; increase of \$270,000. The increase consists of:

<u>Increase (+) or Decrease (-)</u> <u>Amount</u>	<u>Positions</u>	<u>Total</u> <u>Program</u>	<u>Total</u> <u>Positions</u>	<u>Explanation</u>
\$+270,000	-	\$1,694,000	14	To meet non-controllable program increases.

Cost Factor Involved in Increase

The increase of \$270,000 will provide for non-controllable program increases.

Program of Work:

The estimate of \$1,694,000 is to cover the payment of annual operation and maintenance charges assessed against Indian-owned lands included within various private and public irrigation districts and water user associations, when the Indian landowner is financially unable to pay such charges; annual contract payments authorized by the Congress; and annual operation and maintenance costs for those projects not included within private or public irrigation districts and water user associations.

The irrigation systems and units on various Indian reservations west of the Mississippi River, ranging in size from tracts of a few acres, such as subsistence garden tracts, to major projects of over 100,000 acres. These projects, systems, and units are operated and maintained with funds obtained from assessments against landowners and/or water users; and from funds appropriated by the Congress.

All operation and maintenance assessments collected from water users are deposited in the operation and maintenance receipt account and are available for operating and maintaining the respective projects pursuant to the provisions of the Act of August 7, 1946 (60 Stat. 895). These collections include payments by Indian and non-Indian water users and payments made from this fund on behalf of Indian water users who are financially unable to pay their assessment for current annual operation and maintenance. Collections from Indian water users for prior year assessments which have previously been paid from reimbursable appropriated funds are deposited directly into the Treasury to the Miscellaneous Receipt Account as a repayment of reimbursable indebtedness. Where non-Indians receive water services from Indian irrigation systems, they are required to pay the full per acre cost. The above referred to irrigation systems and projects fall in the following categories:

1. Projects which are economically feasible on the basis that there is a sufficient quantity of water to supply the assessable area. The lands have characteristics which will produce crops under sustained irrigations and have repayment capabilities which will permit landowners and water users as a whole to pay the full annual cost of operation and maintaining

the system. The assessment rates on these projects are fixed to return the full operation and maintenance costs.

Any unpaid assessment becomes a lien against the land for which the assessment is not paid.

Funds requested for payment of assessments under this category will be used when necessary to pay into the Collection Account that part of the uncollectible current annual per acre assessment against Indian owned lands. Funds so paid into the Collection Account to cover such unpaid assessments become reimbursable debts due the United States.

2. Projects where the repayment capabilities of the land will not permit payment to the full annual operation and maintenance costs. Assessment rates for Indian water users on these projects are based on the ability of the Indian to pay and therefore do not cover the full cost of operation and maintenance. All or any portion of any unpaid assessment becomes a lien against the land for which such assessment is not paid.

Funds requested for payment of costs under this category will be used when necessary to pay into the Collection Account that part of the annual operation and maintenance cost on Indian-owned lands in excess of the annual assessment and any part of the uncollectible annual per acre assessment against Indian owned lands. Funds so paid into the Collection Account to cover these costs become reimbursable debts due the United States when used to pay all or any part of the annual costs included in the assessment rate. Costs in excess of the assessment rate are non-reimbursable.

3. Irrigated areas, such as subsistence garden tracts and tracts of a few acres which do not represent economical units, but do provide Indian landowners with a means of supplementing their livelihood. Because of the low income of the Indian landowners and water-users on these irrigated areas and tracts, it is not feasible from an economic standpoint to assess these lands. Accordingly, the operation and maintenance costs are non-reimbursable and do not become a lien against the lands benefited.

Funds requested for payment of costs under this category will be used when necessary to pay into the Collection Account the total cost for operation and maintenance of these subsistence garden tracts and irrigated areas, or if no Collection Account has been established and it is not desirable or proper to establish such an account, the funds will be expended when necessary directly from the appropriation account.

4. Irrigation systems and reservoirs serving Indian-owned lands located within and operated by various private and public irrigation districts and water-user associations. Assessments for operation and maintenance of the irrigation systems and reservoirs serving these Indian-owned lands are made by the irrigation district or water-users association embracing and serving such Indian-owned lands.

Funds requested for payment of assessments under this category will be used when necessary to pay into the Collection Account for payment to private and public irrigation districts and water-users associations for operation and maintenance costs assessed for Indian-owned lands included within such irrigation districts and water users associations. Funds used for payment of assessments covering these costs are reimbursable and become debts due the United States except for those payments that are non-reimbursable by legislation.

5. Projects that are operated by this Bureau at no cost to the Indian landowners and water users as provided for under legislation.

Funds requested for payment of assessments under this category will be used when necessary to pay into the Collection Account appropriated funds for irrigation projects operated by this Bureau at no cost to the Indian water user as required by legislation.

Examples of Recent Accomplishments:

This type of program is purely one that has to do with operating and maintaining irrigation systems and therefore does not lend itself to a statement of recent accomplishments, other than operation and maintenance.

12. Environmental Quality Services

Activity	F.Y. 1971 Amount Available	F.Y. 1972 Amount Available	F.Y. 1973 Estimate	Increase (+) or Decrease (-) 1973 Compared with 1972
Environmental Quality Services	--	--	\$ 860,000	+ \$ 860,000
	--	--	860,000	+ 860,000

Environmental Quality Services: Fiscal year 1972, \$ 0; Fiscal year 1973, \$860,000; increase, \$860,000. This increase consists of:

<u>Increase (+) or Decrease (-)</u>		<u>Total Program</u>	<u>Total Positions</u>	<u>Explanation</u>
<u>Amount</u>	<u>Positions</u>			
+ \$860,000	40	\$860,000		To initiate an organizational function by providing a professional staff and commensurate administrative help in the Central Office and in the field.
+ 860,000	40	860,000	40	

Cost Factors Involved in Increases

26 Professional and 14 clerical and related expenses, \$860,000.

Need for increase: The Bureau of Indian Affairs requests funds to initiate an organizational function to provide direction in: (1) the identification of major Bureau actions significantly affecting the quality of the environment, (2) the preparation of environmental impact statements, (3) standardizing the processing of such statements, (4) developing programs and measures to protect and enhance the environmental qualities of Indian lands, (5) assessing progress in meeting program objectives, and (6) seeking positive consultation with Federal, State, local authorities and with Indian agencies in their carrying out activities which affect the quality of the environment of Indian lands.

The National Environmental Policy Act of 1969, (P.L. 91-190), among other things, requires that all agencies of the Federal Government shall -- include in every recommendation or report on proposals for (1) legislation and (2) other Federal actions significantly affecting the quality of human environment, a detailed statement on: (1) Probable impact of the proposed action on the environment; (2) Any probable adverse environmental effects which cannot be avoided; (3) Alternatives to the proposed action; (4) The relationship between local short-term productivity; (5) Any irreversible and irretrievable commitment of resources which would be involved in the proposed action; and (6) Where appropriate, a discussion of problems and objections raised by Federal agencies, State and local entities in the review process and the disposition of the issues involved.

CEQ Guidelines, Section 8 (FR 36, 4-23-71) require referral to EPA for comments, even where no statement is filed, under Section 309 Clean Air Act.

Program of work:

The anticipated workload will essentially include: Environmental analysis of "significant" BIA actions including preparation and review of environmental impact statements, holding public hearings, analysis of actions decided at least initially, as not requiring formal environmental impact statements. "Review" also means formal (through the Department) and informal review of environmental impact statements prepared by other Federal Agencies and referred to BIA for an interdisciplinary, substantive comment.

RESOURCES MANAGEMENT

Personnel Summary

	1971 Actual	1972 Estimate	1973 Estimate
Total number of permanent positions.....	4,028	4,057	4,164
Full-time equivalent of other positions.	405	389	374
Average paid employment.....	3,846	3,717	3,856
Average GS grade.....	7.5	7.5	7.4
Average GS salary.....	\$10,650	\$10,758	\$10,732
Average salary of ungraded positions....	\$8,445	\$8,941	\$9,477

ITEMIZATION OF ESTIMATE

Department of the Interior
 Appropriation Title: Resources Management Bureau of Indian Affairs

	Actual 1971	Estimate 1972	Estimate 1973	Increase (+) Decrease (-)
<u>Program and Financing:</u>				
Total obligations.....	\$73,506,456	\$70,132,000	\$81,159,000	\$11,027,000
Transferred from other accounts.....	-2,988,557	---	---	---
Unobligated balance lapsing.....	329,101	1,324,000	---	-1,324,000
Appropriation.....	70,847,000	71,456,000	81,159,000	9,703,000
<u>Obligations by Objects:</u>				
11 Personnel				
compensation.....	42,747,187	43,635,000	45,856,000	+2,221,000
12 Personnel benefits....	3,692,313	3,740,000	3,940,000	+ 200,000
13 Benefit for former personnel.....	3,684	---	---	---
21 Travel and transpor- tation of persons...	2,597,095	2,951,000	3,525,000	+ 574,000
22 Transportation of things.....	1,619,239	1,756,000	2,450,000	+ 694,000
23 Rent, communications and utilities.....	1,994,081	1,809,000	2,220,000	+ 411,000
24 Printing and reproduction.....	136,785	150,000	230,000	+ 80,000
25 Other services.....	7,918,328	6,856,000	10,685,000	+3,829,000
26 Supplies and materials.....	6,943,585	7,106,000	10,376,000	+3,270,000
31 Equipment.....	1,661,548	1,285,000	2,547,000	+1,262,000
32 Lands and structures..	3,759	100,000	100,000	---
33 Investments and loans.	535	---	---	---
41 Grants, subsidies, and contributions...	4,763,071	1,514,000	---	-1,514,000
42 Insurance claims and indemnities.....	13,246	---	---	---
Subtotal.....	74,094,456	70,902,000	81,929,000	+11,027,000
Deduct quarters and subsistence charges....	-588,000	-770,000	-770,000	---
Total obligations...	73,506,456	70,132,000	81,159,000	+11,027,000

CONSTRUCTION

DEPARTMENT OF THE INTERIOR
BUREAU OF INDIAN AFFAIRS

Construction

Appropriation 1972.....		\$42,865,500
Transferred to other accounts.....		<u>-234,147</u>
Appropriation (adjusted).....		42,631,353
Unobligated balance from prior year.....		<u>17,328,603</u>
Total available for obligation.....		59,959,956
<u>Decreases:</u>		
Buildings and utilities.....	\$45,945,311	
Irrigation systems.....	14,013,262	
Land acquisition.....	<u>1,383</u>	<u>59,959,956</u>
Subtotal.....		<u>---</u>
<u>Increases:</u>		
Buildings and utilities.....	32,529,000	
Irrigation systems.....	<u>15,436,000</u>	
Total available for obligation.....		47,965,000
Less: Unobligated balance from fiscal year 1972.....		<u>- 359,000</u>
Budget Estimate 1973.....		<u>47,606,000</u>

BUREAU OF INDIAN AFFAIRS

Construction

Analysis by Activities

Activity	Amount Available 1972	Fiscal Year 1973			Total available 1973 compared to total available 1972	Page Ref.
		Estimated Total Available	Unobligated balance from 1972	Budget Estimate		
1. Buildings and utilities.....	\$45,945,311	\$32,529,000	\$138,000	\$32,391,000	\$-13,416,311	
2. Irrigation systems.....	14,013,262	15,436,000	221,000	15,215,000	1,422,738	
3. Land acquisition.....	1,383	---	---	---	-1,383	
	<u>59,959,956</u>	<u>47,965,000</u>	<u>359,000</u>	<u>47,606,000</u>	<u>-11,994,956</u>	

1. Buildings and Utilities

\$32,391,000

Construction of Facilities

This program provides construction funds for additional kindergarten classrooms; for the replacement of a day school at Napakiak, Alaska which is threatened by the changing course of the Kuskokwim River; for additional facilities at Haskell Indian Junior College; for a gymnasium-auditorium and other facilities for the second phase of replacing the Sherman Indian High School; for replacement and expansion of the Casa Blanca Elementary Day School; for additional funds to complete the financing of the Fairbanks Regional Dormitory; for construction of new Regional Dormitories at Tok, Fort Yukon and Dillingham, Alaska; for new rehabilitation and treatment centers at Red Lake, Minnesota and Zuni, New Mexico; an additional classroom and set of quarters at J. F. Kennedy Day School, Arizona; continuation of the advance planning program; design drawing program; water exploration and development program and the purchase of equipment for projects previously funded for construction. Funds are also included for the Navajo Community College, Arizona.

A summary of projects by States and justification for each follows:

Buildings and Utilities Construction Program, Fiscal Year 1973

<u>Summary of Projects by States</u>	<u>Estimated Cost</u>
<u>New Construction</u>	
<u>Alaska</u>	
Napakiak Day School.....	\$1,200,000
Regional Dormitories, Tok, Ft. Yukon and Dillingham.....	4,900,000
Fairbanks Dormitory Additional Funding.....	1,250,000
Total Alaska.....	<u>7,350,000</u>
<u>Arizona</u>	
Navajo Community College.....	2,900,000
Casa Blanca Elementary Day School.....	1,500,000
John F. Kennedy Day School.....	100,000
Total Arizona.....	<u>4,500,000</u>
<u>California</u>	
Sherman Indian High School.....	<u>3,070,000</u>
<u>Kansas</u>	
Haskell Indian Junior College.....	<u>5,730,000</u>
<u>Minnesota</u>	
Red Lake Rehabilitation and Treatment Center.....	<u>1,353,000</u>
<u>New Mexico</u>	
Zuni Rehabilitation and Treatment Center.....	<u>600,000</u>
<u>Bureau-Wide</u>	
Kindergarten Classrooms and Quarters.....	1,135,000
Advance Planning.....	400,000
Water Exploration and Development.....	100,000
Deferred Equipment.....	2,193,000
Design Drawings.....	<u>1,500,000</u>
Total, New Construction.....	<u>27,931,000</u>
Major Alterations and Improvements.....	<u>4,460,000</u>
Total, Construction.....	<u>32,391,000</u>

Napakiak Day School, Napakiak, Alaska

\$1,200,000

Location: On the Kuskokwim River, Southwest of Bethel, Alaska.

Existing Conditions:

The school plant at Napakiak is in imminent danger of being washed away by the Kuskokwim River. During the spring of 1971 it was reported that bank erosion was occurring at the rate of five feet daily. The school building at that time was some 90 feet from the bank and now is within 50 feet of the river. The utility building was so close to being destroyed that an emergency project was instituted and it was moved to the far side of the school building. It was placed on skids and can now be readily relocated to the new site.

The existing school consists of two classrooms, multipurpose room, kitchen, storage, school offices and clinic. It has been determined that it is not economically feasible to move the present building. When the new school is completed the old structure will be turned over to the village for salvage materials. It was built some 12 years ago and at the time was about 200 feet from the river bank. Over the years erosion has taken its toll and during the past year there was a marked increase in the rate of erosion. The Corps of Engineers was asked to investigate the possibility of changing the course of the river but they report that such an undertaking is not practical. If the erosion continues next spring at the same rate experienced this year, the school building will be destroyed. In the event of this occurrence the Bureau has constructed two small buildings on a new site which could be used for a school until the new school is finished. These buildings will be converted to quarters at that time.

In school year 1970-1971, there were 70 children attending the school in grades beginners through eighth. It is anticipated the enrollment level will be maintained in future years.

Proposed Facilities:

It is proposed to construct a new three-classroom school on a new site about one-half mile away from the present site. It is on higher ground and is adequately protected from the ravages of the river. The building will have a multipurpose room, kitchen, clinic, school offices and storage. Two employees quarters will also be provided and the utility building will be relocated to the site. Utilities and walks will also be provided.

Project Cost Estimate:

Building Construction.....	\$1,018,000
Utilities and Site Work.....	80,000
Job Supervision.....	30,000
Equipment.....	Future Request
Contingencies.....	Included
Engineering, Plans and Surveys.....	<u>72,000</u>
Total.....	<u>1,200,000</u>

Regional Dormitories, Alaska

\$4,900,000

Locations: Tok, Fort Yukon and Dillingham, Alaska.

Existing Conditions:

The State of Alaska developed a regional secondary school system for rural education several years ago. Under the plan the State provides the classrooms and other educational facilities and the Bureau of Indian Affairs provides the

domicillary facilities and other support buildings. The overall plan provides for a series of regional schools where Native and non-Native youngsters of high school age can attend as close to their homes as possible. To date 300 spaces in regional dormitories are in operation and an additional 600 are funded for construction. Those in operation are 150 capacity units at both Nome and Kodiak. One additional 200 capacity unit will be operational in school year 1972-1973 and two others, Sitka and Fairbanks are scheduled for construction this year. The three locations in this proposal have classrooms and other related educational facilities available but there are no domicillary accommodations.

Proposed Facilities:

It is proposed to construct 60 capacity dormitories at both Tok and Fort Yukon and an 80 capacity dormitory at Dillingham. In addition each location will be provided with a multi-use room, kitchen, storage, study rooms and other support spaces. The necessary utilities, site work, sidewalks and streets will also be included.

Completion of these buildings will mean that a total of 1,100 Alaska youth from rural areas will be able to have an education within the State of Alaska instead of being transported thousands of miles away from their homes.

Project Cost Estimate:

Building Construction.....	\$4,025,000
Utilities and Site Work.....	370,000
Job Supervision.....	100,000
Contingencies.....	125,000
Equipment.....	Future Request
Construction Services.....	<u>280,000</u>
Total.....	<u>4,900,000</u>

Fairbanks Regional Dormitory, Fairbanks, Alaska \$1,250,000

Location: Fairbanks, Alaska

Existing Conditions:

Fairbanks is one of the locations selected by the State of Alaska as the site of a regional secondary school. As the result of the decision to initiate this action funds were reprogrammed from Mt. Edgecumbe High School Project in fiscal year 1969 for construction of the Fairbanks Dormitory for 200 students. The funds previously appropriated for Mount Edgecumbe were also reprogrammed for dormitories at Bethel and Sitka and for classrooms and quarters at Barrow and Kotzebue.

A committee of local people was formed and an Educational Specification was prepared for the project. These specifications proposed the inclusion of small residential units with two students to a room with each pair of rooms separated by a bathroom. Other spaces include kitchen, dining, storage, administration, TV rooms, recreation space and vehicle storage. An architect from the State of Alaska is now completing the design drawings and it is estimated the total cost of the facility will be \$3,809,000. Currently available funds amount to \$2,559,000 thus there is a need for additional funds or it will only be possible to construct the common facilities for 200 students and sleeping for 100 students. The additional funds are needed to complete the sleeping accommodations for the full 200 students.

Proposed Facilities:

It is proposed to complete the funding in order to construct the Fairbanks Dormitory for 200 students. The completion of this dormitory will enable more Alaskan students to be educated closer to their homes.

Project Cost Estimate:

Building Construction.....	\$3,000,000
Utilities and Site Work.....	200,000
Contingencies.....	180,000
Job Supervision.....	130,000
Construction Services.....	<u>299,000</u>
Total.....	3,809,000
Available.....	<u>2,559,000</u>
Needed to complete.....	<u>1,250,000</u>

Navajo Community College, Arizona

\$2,900,000

Location: On the Navajo Reservation, Tsaile Lake, Arizona

Existing Conditions:

Presently the operation of the Navajo Community College is taking place in the Many Farms High School building constructed by the Bureau of Indian Affairs at Many Farms, Arizona. This is a temporary arrangement until the college facilities can be constructed. Construction work for the college is scheduled to be accomplished in three phases. First phase which is now under construction will provide for the enrollment of approximately 500 students. Phase one will include construction of dormitory; kitchen-dining hall, cultural center, technical vocational building, faculty office, maintenance and supply center and the necessary utility and sight improvements. Phase two will be comprised of additional dormitories for approximately 500 more students, a learning center, general classrooms, shops and laboratory, student union and necessary additional utility line and sight work. The third phase and scheduled final phase will add dormitories for another 500 students, additional general classrooms, physical education center, additional faculty office and administration building, teaching auditorium and the necessary utility and sight work. This will bring the college facility up to the point where 1,500 students can be enrolled.

Funding of the college buildings and utilities is to be provided by the following governmental and non-governmental organizations:

1. Department of Housing and Urban Development
2. Bureau of Indian Affairs
3. Navajo Tribe
4. Economic Development Administration
5. Private Industry
6. Private Individuals
7. Foundations

The Congress has recently enacted legislation authorizing \$5,500,000 for the construction of buildings and utilities by the Bureau of Indian Affairs for the Navajo Community College. The present schedule provides for the funding as follows:

Fiscal Year 1972, \$500,000 (Proposed Supplemental); Fiscal Year 1973, \$2,900,000; Fiscal Year 1974, \$2,100,000 for a total of \$5,500,000.

Proposed Facility:

It is proposed to provide \$2,900,000 toward the construction of Phase II facilities consisting of a dormitory for 500 students, a learning center, general classrooms, shops and laboratory and a student union. The total preliminary costs for this facility is approximately \$5 million. The balance of the funds will come from the other sources listed above.

Project Fund Request..... \$2,900,000

Casa Blanca Elementary Day School, Bapchule, Arizona \$1,500,000

Location: On the Gila River Indian Reservation approximately 35 miles south of Phoenix, Arizona.

Existing Conditions:

The Bureau presently operates an elementary school at Casa Blanca for grades 1-4. In school year 1970-71 there was an enrollment of 114 Indian children in the school. It is anticipated there will be an increase in enrollment to 175 in the next five years. The original structures built some 40 years ago include three classrooms, each about 450 square feet in area, a kitchen-dining room and one teachers quarters. Another classroom building for the first graders was added several years ago. The children in the second through fourth grade are crowded and sit shoulder to shoulder in the small classrooms. A child must literally crawl over other desks and children's backs to enter or leave his seat. This results in considerable confusion and noise during the classroom sessions. The additional enrollment in future years cannot be accommodated and if new facilities are not provided it will mean that children will either be denied an education or some must be sent away from their home community to other schools.

The urgency to replace this old, badly overcrowded school came to light during a recent community development planning meeting. Under a grant from the Model Cities program the needs of the total community are being developed and one of the top priorities is the construction of a new school which will provide adequate space for a complete educational program.

Planning work has been done by the people of the community, the Office of Education, Housing and Urban Development, Model Cities Program and the Bureau of Indian Affairs. A comprehensive planning session (a Charrette) was held April 1, 2 and 3, 1971, in the community and it provided the information needed for the preparation of the Educational Specifications. During this planning session the people of Bapchule and the surrounding area brought out the following points about the school:

1. It should emphasize the Pima culture and language.
2. It should offer enrichment programs for the pupils to help overcome the lack of experiences caused by isolation and poverty.
3. It should provide programs and facilities for the entire community from pre-school children to adults.
4. It should provide counselling service to the children and adults.
5. It should provide instruction for adults leading to a General Education Diploma.
6. It should provide Indian control of their schools.

7. It should provide study space and tutoring in the evening for children going to schools out of the community.

Planned Educational Program:

A curriculum is defined as all of the experiences that a learner has under the guidance of the school. It includes all conditions under which students learn to behave and to behave in the various ways. In it, new behavior may be acquired; present behavior may become modified, maintained or eliminated; and desirable behavior may become both persistent and viable. A curriculum in terms of content, method and organization must be flexible and dynamic to meet the changing needs of the individual.

The planned curriculum areas for grades K-4 at Casa Blanca School will be:

1. The Language Arts Program: To include reading, writing, listening and speaking English. It will also include speaking and understanding the Pima language.
2. The Mathematics Program: To include computational skills, concepts and ideas and problem solving techniques.
3. The Social Studies Program: To include knowledge, skills, attitudes and behavior of people of other cultures and countries.
4. The Fine Arts Program: To include creativity, expression and appreciation of music, art, drama and dance.
5. The Health and Physical Education Program: To include development of motor skills, physical fitness, knowledge of individual sports, personal health, mental health and safe living.

Proposed Facilities:

It is proposed to construct the facilities needed for kindergarten through grade four at this time and to plan for the addition of classrooms, shops and other spaces for grades five through eight in the future. The initial work will require the construction of the following rooms and spaces:

Two kindergarten classrooms each containing 1,200 to 1,400 square feet.

One special education classroom containing 900 square feet.

One instructional materials center with study, reading, planning, conference and library stack space. This space will be built for the total K-8 school complex.

One music room with 2,250 square feet.

One art room with 1,100 square feet.

One administrative office area with space for principal, guidance, secretarial and storage.

One kitchen-multipurpose area for students lunch and school and community programs. This space will be built for the total K-8 school complex.

Two employee quarters each containing four bedrooms, living room, dining room, kitchen and storage.

Utilities are available at the site and connections will be made to these systems.

Project Cost Estimate:

Classroom Building.....	\$1,168,000
Two employee quarters.....	52,000
Utilities and site work.....	110,000
Equipment.....	Future Request
Job Supervision.....	30,000
Contingencies.....	54,000
Construction Services.....	<u>86,000</u>
Total.....	<u>1,500,000</u>

J. F. Kennedy School, Cedar Creek, Arizona \$100,000

Location: Cedar Creek, Arizona, about 15 miles from Whiteriver, Arizona.

Existing Conditions:

The present facilities completed in 1969 consist of 3 classrooms, multi-purpose room, kitchen, employees quarters, utilities, water well, and sewage facilities. In school year 1969-1970 the enrollment was 78 in grades 1-5. This school year there were 101 children enrolled. The enrollment is projected to increase to 110 in the next two years. This increase in enrollment makes it necessary to request additional facilities or some children will either be denied an education or forced to attend a boarding school located some distance from their homes.

Proposed Facilities:

With an increase in student enrollment, it is necessary that we add one classroom and one set of quarters to adequately meet the needs of the Indian children of Cedar Creek.

Project Cost Estimate:

Building Construction.....	\$79,750
Utilities and Site Work.....	6,250
Contingencies.....	4,250
Job Supervision.....	3,750
Construction Services.....	6,000
Equipment.....	Future Request
Total.....	<u>100,000</u>

Sherman Indian High School, Riverside, California \$3,070,000

Location: In Riverside, California, about 50 miles east of Los Angeles.

Existing Conditions:

Sherman Indian High School has been in operation as a boarding school for about 70 years. Until 1967 the school had an enrollment of 1,000 students. In 1967 many of the old buildings, some dating back to the time the school was started, were determined to be unsafe for further occupancy and they were abandoned. The condemned buildings included the academic classroom buildings, the gymnasium and the auditorium. The eight dormitory buildings and the kitchen-dining hall are new structures having been built within the last eight years. In addition to these permanent buildings a steel structure was erected in 1969 as a temporary measure for student activities and physical education. New academic classrooms, practical arts shops, an instructional materials center and school offices were funded for construction in fiscal year 1972 and are scheduled to be under construction in early 1972.

It has been determined that the Sherman facility must remain in operation for the foreseeable future. Presently the school offers academic, industrial arts and vocational programs to Indian children from California, Arizona, Nevada and Utah. These children attend Sherman because they cannot attend a public school or a Bureau day school by reason of the remoteness of their home or for social reasons.

The rebuilding program at Sherman will be done in three phases. The first phase which was funded in fiscal year 1972 provides for construction of all of the academic classrooms, home economic laboratories, instructional materials center and administrative area. Phase One work includes the following:

- A. Academic Classrooms
 - 1. Social Studies
 - 2. Language Arts
 - 3. Math-Science
 - 4. Business Education
 - 5. Special Education
- B. Practical Arts
 - 1. Home Economics
 - 2. Driver Training
- C. Instructional Materials Center
 - 1. Audio Visual Study Center
 - 2. Reading Room and Stacks
 - 3. Group Preview Room
 - 4. Dark Room and Photo Copy Room
 - 5. Material Preparation Room
 - 6. General Library Work Room
 - 7. Teachers Lounge
- D. Administrative Area Offices
- E. Pupil Personnel Services Offices

Proposed Facilities:

Under Phase Two the Program provides for the construction of a gymnasium with seating for 1,500 spectators, an auditorium, a student center, a fine arts center, and necessary utilities and site work. In Phase Three the rebuilding will be completed with construction of a warehouse, plant management shop, swimming pool, student practice living units and completion of site work including landscaping.

Project Cost Estimate Phase Two:

Building Construction.....	\$2,656,000
Utilities and Site Work.....	110,000
Contingencies.....	80,000
Equipment.....	Future Request
Job Supervision.....	48,000
Construction Services.....	<u>176,000</u>
Total.....	<u>3,070,000</u>
Future Construction.....	4,210,000

Haskell Indian Junior College, Lawrence, Kansas

\$5,730,000

Location: Lawrence, Kansas, about 40 miles west of Kansas City.

Existing Conditions:

This school has been in continuous operation since 1884. During this period the school has provided an outstanding opportunity for Indian youth to acquire the skills necessary to seek and hold permanent working positions.

The students attending Haskell represent a cross section of Indian youth from more than 30 states. These are serious young people who come to school to learn and to gain the experiences which are needed to live in the adult world.

The Haskell program of trade-technical and business training has been very successful and has been expanded to include courses for students who are college bound. It is planned to have Haskell operate at a 1,500 student capacity with one-half of the student body enrolled in the college program and the remaining one-half in the trade-technical and business program.

The school does not have an Instructional Materials Center and one is needed to meet program requirements of the new Junior College. Also new science classrooms are needed in order to make the program function at the Junior College level. The existing K-D Hall is in poor structural condition and a new building is required.

Proposed Facilities:

It is planned to complete the rebuilding of the Haskell campus in several more phases. The phase in fiscal year 1973 involves the construction of 4 science classrooms, and an Instructional Materials Center. Also a new K-D Hall, four business classrooms and seven commercial classrooms are to be constructed.

In subsequent years, the balance of the rebuilding will be accomplished by constructing new dormitories for 1,000, remodeling the existing academic school building, constructing a new shop building, field house, fine arts building, warehouse and an administrative office building.

Completion of the rebuilding program is expected to take another three years.

Project Cost Estimate:

Building Construction.....	\$4,991,000
Utilities and Site Work.....	220,000
Contingencies.....	100,000
Job Supervision.....	75,000
Construction Services.....	344,000
Equipment.....	<u>Future Request</u>
Total.....	<u>5,730,000</u>

Red Lake Rehabilitation and Treatment Center, Minnesota

\$1,353,000

Existing Conditions:

Presently, the Red Lake Indian Community lacks adequate facilities for the care and detention of Indians arrested for violations of Community Codes and Ordinances.

The facility presently utilized was constructed in the late 1800's and modified for use as a detention facility as early as 1936. To continue to use

this facility in spite of the fact that it is unsafe from health and fire standards is a violation of legal and moral obligations to the community it alleges to serve.

There are no separate facilities for juveniles from adults and they must be detained in the same cell block area and in a number of instances, in the same cells, due to a shortage of space, to the total detriment of the child involved.

There are no programs directed at early prevention and rehabilitation of the chronic alcoholic offender because there are no facilities available in which to introduce these efforts. It is impossible to develop a true feeling of worth among individuals who are detained in sub-standard facilities and it is not practical to attempt to develop long term treatment and rehabilitative programs for chronic alcoholic offenders if the facility utilized as a base for the programs is repressive and depressing. It is imperative that this facility be constructed so that we may begin a transition from a punitive and repressive program effort to one that emphasizes prevention of defiant behavior and early intervention and rehabilitation of community chronic offenders.

Proposed Facilities:

It is proposed to construct the following:

Building I will consist of the following facilities:

1. Court Complex
2. Police Department and Jail
3. Kitchen and Dining Room
4. Rehabilitation Center - Adults

Building II will consist of:

1. Youth House

Building III will consist of:

1. Fire Equipment Building

Project Cost Estimate:

Building Construction.....	\$1,139,000
Utilities.....	60,000
Contingencies.....	40,000
Job Supervision.....	30,000
Construction Services.....	84,000
Equipment.....	<u>Future Request</u>
Total.....	<u>1,353,000</u>

Zuni Rehabilitation and Treatment Center, New Mexico

\$600,000

Existing Conditions:

The Zuni Detention Center was constructed in 1960 and it was constructed with no thought to the rehabilitation of offenders who were incarcerated in the facility. Although there is no real need for a large facility due to the low daily population average, there is a real need for court and detention

facilities which can provide the environment for positive social change consistent with an Indian Community that is moving ahead rapidly.

The Zuni Community assumed total responsibility from the Federal Government in a unique experience which make self-determination a reality; however, the community realizes the importance of having at its disposal, tools to make this reality viable.

Since administration of justice at Zuni is a community responsibility, it is imperative that the Court facility is worthy of its function and that it creates an atmosphere and environment that suggests justice. The present facility does not and is degrading and not conducive to the concept of justice.

The police and detention facilities are totally inadequate for the care and treatment of persons detained and because of a lack of adequate facilities there are no efforts directed at the rehabilitation of community persons to the detriment of the total community. The lack of separate facilities for juveniles in this area also works to the detriment of those confined, both juveniles and adults and it is imperative that these needs are met in the immediate future if the Zuni plan is to prove successful.

Proposed Facilities:

It is proposed to construct the following:

1. Court Facilities
2. Police Department
3. Detention Facilities

Project Cost Estimate:

Building Construction.....	\$484,000
Utilities.....	36,000
Contingencies.....	24,000
Job Supervision.....	20,000
Construction Services.....	36,000
Equipment.....	<u>Future Request</u>
Total.....	<u>600,000</u>

Kindergarten Classroom and Quarters, Bureau-Wide \$1,135,000

Locations. The kindergarten units will be constructed at 9 locations and quarters which will activate a kindergarten program at 3 other locations throughout the United States.

Existing Conditions:

The majority of Indian children who enter Bureau schools speak little or no English before they start school. This is a severe handicap and points out the need for a kindergarten experience for all Indian children. The nature and quality of learning experienced by the child at this age greatly influences his learning attitude and his success in later school endeavors.

Presently the Bureau operates an elementary school at all of the proposed locations. These funds are proposed to construct kindergartens for additional children at nine of the locations and will allow for the continued expansion of the kindergarten program. Since its inception in fiscal year 1970 the Congress has funded the construction of 100 kindergarten classrooms and in future

years it is projected there will be a need for 95 more kindergarten classrooms at various Bureau school locations. There follows a table showing the proposed locations of the new facilities, and the number of classrooms and teacher quarters for each location.

<u>Location</u>	<u>No. of Classrooms</u>	<u>No. of Quarters</u>
Fort Totten, North Dakota	-	1
Loneman, South Dakota	-	1
Mandaree, North Dakota	1	1
White Shield, North Dakota	1	1
Pilot Station, Alaska	1	1
Gambell, Alaska	1	1
Cheechilgeetho, New Mexico	1	1
Rocky Ridge, Arizona	-	1
Kinlichee, Arizona	1	1
Santa Rosa, Arizona	2	2
Cibecue, Arizona	1	1
Santa Clara, New Mexico	<u>1</u>	<u>-</u>
Total.....	10	12

Project Cost Estimate:

Building Construction.....	\$817,000
Utilities and Site Improvements.....	170,000
Job Supervision.....	40,000
Equipment.....	Future Request
Contingencies.....	40,000
Engineering, Plans and Surveys.....	<u>68,000</u>
Total.....	<u>1,135,000</u>

Advance Planning, Bureau-Wide

\$400,000

Proposed Program:

The advance planning of projects permits an orderly compilation of facts and data which are necessary in preparing for the final design work and subsequently to justify a request for construction funds. The advance planning procedures include the preparation of Educational Specifications, a Program of Requirements and preliminary one-line drawings from which final design drawings and specifications can be completed at a later date.

The advance planning of a project involves architects, engineers, educators, local residents, students and individuals from private or public institutions who are interested in the education program for Indian children. The initial step is the development of an Educational Specification. This document is prepared by the educators in consultation with the local residents, students and other interested individuals. It provides the architect and engineer with pertinent information concerning the educational aspects of the project. A Program of Requirements is prepared by the architect and engineer and it sets forth in technical terms the type of physical plant needed to implement the educator's program of learning. The Program of Requirements places all the technical data in one document for ready reference by the designers.

Following is the Advance Planning project list with the cost for preparing Educational Specification and Program of Requirements and the preliminary construction cost for each project. It is pointed out that the cost estimates are based on the proposed programs as submitted by the various area offices and are subject to revision as the planning process is developed.

<u>Project Name and Location</u>	<u>Advance Planning</u>	<u>Preliminary Construction Cost</u>
Hopi High School, Ariz.	\$35,000	\$3,000,000
Alamo Elem. School, N. M.	19,000	1,000,000
Turtle Mtn. Comm. School, N. D.	70,000	5,000,000
Kotzebue High School, Alaska	24,000	2,500,000
Chilocco School, Oklahoma	40,000	3,500,000
Low Mountain Elem. School, Ariz.	61,500	4,000,000
Lakeshore Elem. School, Ariz.	49,500	3,500,000
Five Small Alaska Day Schools	50,000	5,000,000
Alakanuk		
Unalakleet		
Shaktoolik		
Gambell		
Mt. Village		
Busby School, Montana	14,500	800,000
Allen Elem. School, S. D.	16,500	900,000
Moencopi School, Ariz.	20,000	1,100,000
	<u>400,000</u>	<u>30,300,000</u>
Total		

Water Exploration and Development, Bureau-Wide \$100,000

Proposed Program:

One of the most essential factors in planning schools and other facilities is the determination of the availability of adequate supply of potable water. This is important in the arid regions of the country, in Alaska where little is known concerning the adequacy and potability of the water, as well as in other parts of the country where Bureau facilities are located. It is proposed to drill exploratory wells, perform testing and develop the wells at the following locations in fiscal year 1973:

<u>Project Location</u>	<u>Estimated Cost</u>
Ojo Encino, New Mexico.....	\$10,000
Lake Valley, Arizona.....	20,000
Fort Totten, North Dakota.....	10,000
Stewart, Nevada.....	20,000
Pine Ridge, South Dakota.....	30,000
Cherry Creek, South Dakota.....	<u>10,000</u>
Total.....	<u>100,000</u>

Deferred Equipment, Bureau-Wide \$2,193,000

Proposed Program:

In prior years funds have been appropriated by the Congress for the construction of certain schools; however, funds for the purchase of equipment were not appropriated at that time. In order for the new school plants to be operational, the equipment items must be provided. It is proposed to purchase such equipment as desks, chairs, tables, cabinets, maps, beds, lockers, mattresses, linens, buffers, waxers, pots, pans and other classroom, dormitory and kitchen equipment for the following schools:

<u>School Location</u>	<u>Equipment Amount</u>
Stewart Gym, Stewart, Nevada.....	\$110,000
Haskell Print, Electric & Electronics Shop, Kansas.....	950,000
Sherman Classrooms, Riverside, California.....	700,000
Dormitory Equipment Replacement - 4 locations.....	300,000
Carter Multi-Purpose & Kitchen, Ardmore, Okla.	20,000
Kindergarten Equipment.....	<u>113,000</u>
Total.....	<u>2,193,000</u>

Project Design Drawings, Bureau-Wide \$1,500,000

Proposed Program:

The Congress directed the Bureau to request funds initially for project planning and design work and then request construction funds when all planning is completed. It is proposed to accomplish all design work, drawings and specifications for the highest priority projects with these funds. It has been determined that each of the projects will be needed for the foreseeable future.

There are many advantages to be gained by completing the design work for projects before requesting construction funds. They include the opportunity to clear all obstructions from the path of a project in an orderly and timely manner. Also more accurate cost estimates can be prepared when the working drawings are complete. In addition, the program can be developed, and the spaces needed for implementation of the program can be provided after full and complete discussion by all concerned parties.

Following is the listing of the projects to be designed in fiscal year 1973 with justifications for each.

<u>Project Name and Location</u>	<u>Design Cost</u>	<u>Prel. Project Cost Est.</u>
Ft. Totten School, N. Dak.	\$265,000	\$5,347,000
Standing Rock School, Ft. Yakes, North Dakota	325,000	4,988,000
Navajo Irrigation Administration Bldg., Farmington, New Mexico	76,000	1,108,000
San Felipe Day School, San Felipe, New Mexico	240,000	3,640,000
Polacco Elementary Day School, Polacca, Arizona	34,000	744,000
Northern Cheyenne High School, Montana	230,000	3,500,000
Pine Ridge School, Pine Ridge, South Dakota	<u>330,000</u>	<u>5,000,000</u>
Total	<u>1,500,000</u>	<u>24,327,000</u>

Design Drawings for the Future Construction of the
Fort Totten High School, Fort Totten, North Dakota

\$265,000

Location: On the Fort Totten Reservation about 10 miles south of Devils Lake, North Dakota.

Existing Conditions:

The Bureau presently operates a day elementary school at Fort Totten for grades K - 8. There are 260 children enrolled at the present time. In addition to that school the tribe under a contract with the Bureau is operating the school facilities formerly known as St. Michaels Mission School for K - 8 and there are 230 children enrolled for a total in the two schools of 490 elementary children. The two schools have a total of 19 classrooms. In addition each has multi-purpose space, kitchen and administrative space. Over the next five years it is anticipated the enrollment will increase to 700.

There is no Bureau operated school for high school age students at Fort Totten. Presently these students attend a variety of public schools, Bureau boarding schools and mission schools. The number of students in grades 9 - 12 is presently 250 with a projection of 300 in the next five years. The drop out rate is extremely high. The parents say it is because the Indian children represent between 5 and 10 percent of the total enrollment in the public and mission schools and they have no feeling of belonging to the school. As a result of this the students drop out of one school and enroll in another searching for a place where they will have the feeling that they truly belong. Last year only ten Fort Totten youngsters graduated from high school whereas this number should have been between 40 and 50.

Proposed Program:

The most urgent need is to provide a complete high school that all of the children from the reservation can attend. A new site has been selected for this school which will have an enrollment of 300 students. The new school will be open type design providing a flexible arrangement for the placement of classes. It will provide for 12 general classrooms, general shops, one home ec. laboratory, three science, one arts and crafts unit, two business education classrooms, auditorium, instructional materials center, music room, and a gymnasium with swimming pool.

In the future it is planned to remodel the existing Bureau operated school and replace and expand the facilities now being used at the St. Michaels plant for the total anticipated student load of 700 in kindergarten through grade eight. Funds for design will be requested in a future budget year.

The above project information is currently being developed in final form as a part of the fiscal year 1972 Advance Planning Program. The cost estimates and program described should be viewed as preliminary pending completion of the advance planning work. Firm cost estimates will be prepared upon completion of design drawings.

Cost Estimate Breakdown for Future Construction:

High School Building.....	\$3,658,000
Utilities and Site Improvements.....	580,000
Equipment.....	578,000
Job Supervision.....	64,000
Contingencies.....	85,000
Construction Services.....	<u>382,000</u>
Total.....	<u><u>5,347,000</u></u>

Design Drawings for the Future Construction of the Standing Rock
High School, Fort Yates, North Dakota

\$325,000

Location: On the Standing Rock Reservation about 60 miles south of Bismarck, North Dakota.

Existing Conditions:

The Bureau operates a complete educational complex at Fort Yates from kindergarten through grade twelve. The enrollment level for school year 1970-1971 totalled 594 in these grades. The school plant has been constructed in several phases starting in 1939.

In 1962 an addition was constructed to the high school consisting of 6 classrooms, a general shop building and gymnasium. This provides a total of 14 classrooms for the high school. In addition there is an auditorium, kitchen-dining room, a minimum size library and administrative area.

The elementary school at Fort Yates was constructed in 1960 and contains 12 classrooms, small library and administrative office. There were 375 enrolled in grades kindergarten through eight in 1970-1971. Both the elementary school building and high school building are in fair to good condition.

There are also three dormitories at Fort Yates which house 120 boarding students in all grade levels.

In addition to the above school there are two outlying elementary day schools which serve the Standing Rock Reservation. One is located at Bullhead about 35 miles southwest of Fort Yates and the other is at Little Eagle about 35 miles south of Fort Yates. The Bullhead School enrolled 74 children in 1970-1971 in beginners through the sixth grade and Little Eagle School enrolled 113 in grades one through eight during the same school year. The school buildings at both of these locations are old, of frame construction and in fair to poor condition.

Proposed Facilities:

The total plan provides for the construction of a new elementary school at Fort Yates, new elementary schools at both Bullhead and Little Eagle and a new high school at Fort Yates. As Phase I of this total plan it is proposed to replace the existing high school at Fort Yates. It has been projected that by 1978 the enrollment at Fort Yates in grades nine through 12 will reach 300. To provide for this number of students it is proposed to construct 15 classrooms, an instructional materials center, general shop, home ec. classroom, gymnasium with pool, kitchen-dining hall, resident hall for 150 and an auditorium.

The next phase (II) of construction will provide for the new elementary schools at Bullhead and Little Eagle. The enrollment at Bullhead by 1978 is projected to be 140. This will require the construction of 8 classrooms, multipurpose room, an instructional materials center, kitchen-dining room and employees quarters. At Little Eagle the enrollment is projected to be 200 by 1978. This will require the construction of ten classrooms, an instructional materials center, multipurpose room, kitchen-dining room and employees quarters.

The last phase (III) will provide for a complete new elementary school at Fort Yates where the enrollment level is projected to be 600 by 1978. This will require 20 classrooms, music room, arts room, a multi-purpose building, an instructional materials center, rehab the present gymnasium, and remodel the existing elementary building into administration offices.

The above project information is currently being developed in final form as a part of the fiscal year 1972 Advance Planning program. The cost estimates

and program described should be viewed as preliminary pending completion of the advance planning work. Firm cost estimates will be prepared upon completion of design drawings.

Cost Estimate Breakdown (Phase I only) for Future Construction:

Building Construction.....	\$3,700,000
Utilities and Site Improvement.....	300,000
Equipment.....	488,000
Job Supervision.....	60,000
Contingencies.....	80,000
Construction Services.....	<u>360,000</u>
Total.....	<u>4,988,000</u>

Design Drawings for the Future Construction of the Navajo Indian Irrigation Adm. Facilities, Farmington, N. M.

\$76,000

The Navajo Indian Irrigation Project at inception required the services of an Engineer-in-Charge together with Engineering Staff. In order for engineering personnel to function, office and storage space were required. The necessary facilities were rented in Farmington, New Mexico some 18 miles from the project in fiscal year 1963.

Existing Conditions:

The Navajo Indian Irrigation Project was authorized by the Act of June 3, 1962 (76 Stat. 96). Construction was started during fiscal year 1963. At this time the main canal is approximately 18% completed. If construction can proceed on schedule, water will be available for the first 10,000 acres during fiscal year 1975.

At the present time the project's construction and planning offices are located in Farmington, New Mexico, in rented buildings.

When the project is in operation there will be a need for an administration office, a shop building for repair and maintenance of operating equipment, storage sheds and quarters for a watermaster, pump operator and ditchrider.

The administration building will contain a vault, drafting rooms, conference rooms, two restrooms and twelve offices.

- Shop building will be 120 feet by 60 feet.
- Warehouse 80 feet by 30 feet
- Equipment shed 160 feet by 30 feet
- Three 3-bedroom quarters for watermaster, ditchrider and pump operator

The tentative location for these buildings will be in Sec. 25, T27N R13W which is central to the project's operations when it is completed.

Cost Estimate Breakdown for Future Construction:

Building Construction.....	\$742,000
Utilities and Site Improvement.....	160,000
Equipment.....	50,000
Job Supervision.....	27,000
Contingencies.....	45,000
Construction Services.....	<u>84,000</u>
Total.....	<u>1,108,000</u>

Design Drawings for the Future Construction of the San Felipe Day School, San Felipe, New Mexico

\$240,000

Location: North of Albuquerque, New Mexico, approximately 30 miles.

Existing Conditions:

The children of San Felipe attend various schools in the general vicinity of the community. A Bureau operated school provides an educational opportunity for 216 children in kindergarten through the second grade. The children in grades 3 through 8 attend the Santo Domingo Public School and the public schools of Bernalillo about 15 miles away from the community.

The existing Bureau school contains 8 classrooms, a kitchen-dining room and offices. It has grown in a disorganized manner over the years with temporary classrooms added on an as needed basis. There is only one permanent building containing one classroom, kitchen-dining room, offices on the site. The existing site is in the center of the community surrounded by dwellings and other buildings. It is too restricted for construction of any additional facilities.

Originally, it was planned to replace the Bureau school building with a new school with sufficient classrooms for a projected enrollment of 300; however, in the last few months, the parents of those children now attending public school have insisted that facilities be made available for their children. Considerable controversy has arisen over what the parents feel is the unfair treatment the children are receiving in the schools they are now attending. This will throw an additional load of 280 children on the local school.

Proposed Facilities:

It is proposed to construct a school for all of the children of the community in grades kindergarten through eighth numbering 580. A new site has been obtained about one mile northeast of the community. This will require the construction of 18 classrooms, 2 special education classrooms, an instructional materials center, a kitchen-dining room, a multipurpose room, 1 music room, 1 art room, 1 science lab, 1 general shop, 1 home ec. classroom, and an administration unit.

The above project information is currently being developed in final form as a part of the fiscal year 1972 Advance Planning program. The cost estimates and program described should be viewed as preliminary, pending completion of the advance planning work. Firm cost estimates will be prepared upon completion of the design drawings.

Cost Estimate Breakdown for Future Construction:

Building Construction.....	\$2,129,000
Utilities and Site Improvements.....	619,000
Equipment.....	218,000
Job Supervision.....	55,000
Contingencies.....	109,000
Construction Services.....	<u>510,000</u>
Total.....	<u>3,640,000</u>

Design Drawings for the Future Construction of an Addition to Polacca Elementary Day School, Polacca, Arizona

\$34,000

Location: On the Hopi Reservation, approximately 91 miles north of Holbrook, Arizona.

Existing Conditions:

The Bureau presently operates an elementary day school at Polacca for kindergarten through grade six. There are 181 Indian children enrolled and in the next five years it is projected there will be 220 students. The existing school building was constructed about 15 years ago and contains six classrooms and administrative offices. An adjacent building provides kitchen and dining space. There was no multiuse space provided for the school. All school programs, activities, plays, etc. must be carried on in the dining room. It is too small for these activities, has no stage and poor acoustics. In addition to the main school building and K-D building, there are three employees quarters and a 3 unit building with one-bedroom apartments.

Proposed Facilities:

It is proposed to construct a multipurpose room with stage, kitchen and shower rooms attached. This room will be used for plays, social events, student feeding and games. The existing kitchen-dining building containing about 2,100 S.F. will be converted to two classrooms. In addition, three employees quarters will be provided.

The above project information is currently being developed in final form as a part of the fiscal year 1972 Advance Planning program. The cost estimates and program described should be viewed as preliminary, pending completion of the advance planning work. Firm cost estimates will be prepared upon completion of the design drawings.

Cost Estimate Breakdown for Future Construction:

Building Construction.....	\$453,000
Utilities and Site Improvements.....	123,000
Equipment.....	23,000
Job Supervision.....	15,000
Contingencies.....	30,000
Construction Services.....	100,000
Total.....	<u>744,000</u>

Design Drawings for the Future Construction of the Northern Cheyenne High School, Montana

\$230,000

Location: In the southeast corner of the State of Montana on the Northern Cheyenne Indian Reservation.

Existing Conditions:

The high school age children on the Northern Cheyenne Reservation attend three different schools. One is the Bureau operated Busby School on the western edge of the reservation where 125 are enrolled. The second is St. Labre Mission School at Ashland, Montana on the eastern edge of the reservation where 200 students are enrolled. The third is at Colstrip, Montana public school located 25 miles north of the reservation where ten to twelve students are enrolled.

The Bureau operated Busby High School is old, obsolete and dilapidated. It is not considered economically feasible to rehabilitate this plant. The mission operated school is a good plant but according to reports it faces an uncertain future since it depends solely on contributions to continue operation. Over the years many parochial schools have been forced to abandon operations because of inadequate contributions. The Colstrip School is considered as too far from the reservation for the children to commute.

Proposed Facilities:

It is proposed to construct a new high school for an enrollment of 300 children. This will require the construction of 12 classrooms, 3 business classrooms, 3 science rooms, 1 home ec. classroom, 1 general shop, 1 music room, 1 art room, instructional materials center, a gymnasium with pool, kitchen-dining room, administration unit and employee's quarters. In addition a complete physical education complex with football, baseball and track facilities is proposed.

The above project information is currently being developed in final form as a part of the fiscal year 1972 Advance Planning program. The cost estimates and program described should be viewed as preliminary, pending completion of the advance planning work. Firm cost estimates will be prepared upon completion of design drawings.

Cost Estimate Breakdown for Future Construction:

Building Construction.....	\$2,314,000
Utilities and Site Improvements.....	354,000
Equipment.....	181,000
Contingencies.....	56,000
Job Supervision.....	105,000
Construction Services.....	490,000
Total.....	<u>3,500,000</u>

Design Drawings for the Future Construction of the Pine Ridge
(Oglala Community) School, Pine Ridge, South Dakota

\$330,000

Location: In the southwestern part of the State of South Dakota on the Pine Ridge Indian Reservation.

Existing Conditions:

The Bureau operates a complete educational complex at Pine Ridge in grades kindergarten through grade 12. It is a combination day and boarding school with a total enrollment of 1,373 at the present time. Of this total, some 460 live in dormitories and attend on a boarding basis. In grades kindergarten through eight, the present enrollment is 973 and by 1976 this number is projected to be 1,200. At the high school level the enrollment is 400 with an increase to 500 by 1976.

The existing elementary school building was built in 1961 and contains 24 classrooms, a library and administration offices. It is in good condition.

The existing high school buildings have 15 classrooms, 6 shops, small library, auditorium and a gymnasium. The original structures were constructed in 1939 and the gymnasium was added in 1961. The school plant also has a kitchen-dining room for a capacity of 1,200 - 1,500 students, a boys' dormitory for 200, and a girls' dormitory for 260 as well as supporting type buildings. The major buildings are reported to be in good condition. They can be used for junior high school purposes.

Proposed Facilities:

The planning of the total school complex will be done in two phases. The first phase will provide for a new high school for 500. This will entail the construction of 16 classrooms, 3 business, 3 science rooms, 1 general shop, 1 home ec. room, band and chorus room, fine arts classroom, instructional materials center, gymnasium with pool, administration office, one resident hall for 100 boys. The existing high school classrooms will continue in use.

The second phase is for the elementary school expansion program. To provide the needed facilities for the students, it is proposed to construct 15 classrooms, an instructional materials center, 1 music room, 1 art room, a multi-purpose room and administrative offices. This will provide for 300 in the kindergarten through third grade. The balance of the children will continue to use the existing elementary facilities. The existing gymnasium will also be utilized for the elementary school.

The above project information is currently being developed in final form as a part of the fiscal year 1972 Advance Planning program. The cost estimates and program described should be viewed as preliminary, pending completion of the advance planning work. Firm cost estimates will be prepared upon completion of design drawings.

Cost Estimate Breakdown (Phase I only) for Future Construction:

Building Construction.....	\$3,210,000
Utilities and Site Improvements.....	450,000
Equipment.....	415,000
Job Supervision.....	75,000
Contingencies.....	150,000
Construction Services.....	<u>700,000</u>
Total.....	<u>5,000,000</u>

Major Alterations and Improvements, Bureau-Wide

\$4,460,000

The estimate of \$4,460,000 will provide for the continued elimination of unsafe and unsanitary conditions existing in Bureau plant facilities (including water and air pollution control projects); for correction of functional deficiencies; and for the modernization of existing facilities including the replacement of obsolete and deteriorated buildings and facilities which because of their relatively small size are not applicable for inclusion in the regular construction program. A high priority will be assigned to the correction of unsafe and unsanitary conditions with primary emphasis given to conditions existing in school and dormitory facilities.

The Major Alterations and Improvements Program by category is as follows:

(1) Correction of Unsafe and Unsanitary Conditions:

Included under this category are items which constitute a safety hazard or health problem to the students and occupants of Bureau operated facilities scheduled for continued use. Examples are: Correction of structural deficiencies; provision of fire safety requirements; improvements to inadequate water, sewage and plumbing systems; and the replacement of obsolete wiring and electrical systems.

(2) Correction of Functional Deficiencies:

Included under this category are items which, while not in the unsafe or unsanitary category, do constitute a definite problem in the efficient conduct of the various Bureau programs. Examples of deficiencies requiring attention are: inadequate and/or non-functional space to carry out a planned program function; utility systems requiring expansion to meet increased loads imposed by program requirements; structural alterations required in conjunction with the installation of additional or more modern equipment; conversion of heating plants to effect operating efficiencies; and other items of a similar nature required to keep pace with activity and program needs.

(3) Modernization of Existing Facilities:

Work under this category consists of the modernization of existing facilities scheduled for continued use including installation of modern kitchens, bathrooms, lighting systems, heating systems, etc., which are not unsafe or unsanitary, but are inefficient or obsolete due to age or other reasons.

2. IRRIGATION SYSTEMS

\$15,215,000

The budget estimate of \$15,215,000 will provide a program of \$10,425,000 for the Navajo Indian irrigation project being constructed by the Bureau of Reclamation and a program of \$4,790,000 for the Bureau of Indian Affairs for the improvement, rehabilitation, betterment, and extension of Indian irrigation projects and related power systems.

On many Indian reservations, irrigated farming is the basic economic industry and in some areas the only industry available to the Indians. On these reservations where land and water are the primary and basic resources, early and full development for irrigated farming is necessary and urgent if the Indians are to realize any benefits from such resources. Moreover, because of the acute competition for water on and adjacent to Indian reservations, particularly in the arid and semi-arid west, there is greater danger of the loss of water to the Indians unless these water supplies are put to beneficial use. On many of the Indian reservations the use of water for irrigation is presently the highest and best use. There is an immediate need for water, and plans and programs for the development of this water have already been made. However, if in the future it should be determined that there is a higher and better use for the irrigation water, such water may be diverted for these purposes. In the meantime, however, the water should be developed and used for Indians in order to preserve the water for the ultimate economic development of the reservation.

It is proposed to develop as quickly as possible water supplies and distribution systems needed to irrigate all acreages of Indian lands that are susceptible to being economically irrigated. This involved the construction of new and authorized irrigation systems and the extension and/or rehabilitation of existing irrigation systems in order that all irrigable Indian lands which are feasible for irrigated farming can be developed to their ultimate productive capacity. By so doing, this program will provide a means by which the Indians can put to beneficial use much of their valuable water which now is flowing off the reservation and is being presently used or planned for use by off-reservation developments.

Irrigated farming is a means of providing a better standard of living for resident reservation Indians and is oftentimes the only means available to the local Indians for improving their economic standard.

There are three irrigation projects that have related power systems which furnish power for the respective irrigation projects and Indian reservations. On these Indian reservations where the generation and/or transmission and distribution of power are an integral part of the irrigation project, such power systems are not only serving the primary purpose of furnishing electrical energy for project purposes but are authorized to furnish power to residents of the reservations as well as to local industrial and commercial enterprises on or adjacent to the reservation. Because of the dependency the consumers have upon these power systems and the contractual obligations, the Bureau has the responsibility to furnish a firm, adequate, and dependable power supply. To meet these obligations, as well as new power demands of the constantly growing number of customers, requires that the system be continuously improved, upgraded, and extended, as any other such utility.

The irrigation construction program for fiscal year 1973 provides for the continuation of the construction, extension, rehabilitation, and betterment of irrigation and power facilities on certain listed irrigation projects and power systems. The program also provides for the continuation of the preparation of engineering and economic feasibility reports for existing and proposed projects for which such reports have not been completed. The development of data and material for the protection of Indian water rights will also be a part of the fiscal year 1973 program.

The largest single irrigation construction program is the development of the Navajo irrigation project, as authorized by Congress in 1962 and embracing 110,630 acres.

Summary of Projects

	Total Estimated Cost	1973 Estimate	<u>Justification</u>
(a) Annual Contract Payments			
Fort Belknap.....	\$250,000	\$7,404	For payment of the thirty-first fixed annual contract installment due the Bureau of Reclamation for storage in Fresno Dam (No. 1-1-Ind. - 18725) 8-16-46.
Tongue River.....	360,750	9,750	For payment of the thirty-third fixed annual contract installment due the Tongue River Water Users Association for storage in the Tongue River Storage Reservoir (Act of 8-11-39; 53 Stat. 1411).
(b) Irrigation Construction and Rehabilitation			
<u>Arizona</u>			
Colorado River Irrigation.....	35,332,000	(566,000)	See detailed justification.
Power.....		(188,000)	See detailed justification.
San Carlos Project Irrig. Joint Wks.	31,000,000	(378,000)	See detailed justification.
Power.....		(283,000)	See detailed justification.
<u>California</u>			
Pala.....	596,000	47,500	Rehabilitation of deteriorated distribution system.
Rincon.....	504,000	47,500	Rehabilitation of deteriorated distribution system.
<u>Idaho</u>			
Michaud Project (Fort Hall).....	8,820,220	283,000	See detailed justification.
<u>Montana</u>			
Blackfeet.....	---	47,500	Prepare designs and specifications for enlargement of 30 miles of main canal to 500 cfs and begin enlargement of a portion of the length.

Crow.....	\$2,618,800	\$137,600	See detailed justification.
Fort Peck.....	3,788,300	198,406	See detailed justification.
<u>Nevada</u>			
Duck Valley.....	7,928,000	188,000	See detailed justification.
Pyramid Lake.....	---	235,000	See detailed justification.
<u>New Mexico</u>			
Navajo-Hogback....	---	330,000	See detailed justification.
Navajo Project....	207,500,000	10,425,000	See detailed justification.
Northern Pueblos..	7,260,000	(75,500	See detailed justification.
Southern Pueblos..		(75,140	See detailed justification.
Zuni Pueblos.....	---	70,000	See detailed justification.
<u>Utah</u>			
Uintah & Ouray....	---	42,500	For replacement of two canal diversion structures and begin drainage rehabilitation program which will ultimately reclaim approximately 15,000 acres of project land.
<u>Wyoming</u>			
Wind River.....	5,424,000	47,500	For continuing the replacing of structures of various sizes and rehabilitating laterals and canals.
(c) Water Rights Litigation	---	182,700	See detailed justification.
(d) Surveys, Investigations and Plans	---	623,000	See detailed justification.
(e) Engineering and Supervision	---	<u>727,000</u>	See detailed justification.
Total Estimate.....		<u>15,215,000</u>	

The irrigation and power projects for which funds in excess of \$50,000 have been requested and for which detailed justifications have been prepared are as follows:

Arizona

COLORADO RIVER PROJECT, \$754,000. The funds requested provide \$566,000 for irrigation construction and \$188,000 for construction and rehabilitation of the related power systems.

Irrigation Construction, \$566,000. The Colorado River irrigation project is one of the largest and potentially the most productive of the irrigation projects under the Bureau of Indian Affairs. Adequate water for the project's potentially

irrigable area of 105,000 acres was assured in the decree issued by the Supreme Court in the case of Arizona vs. California. Extension of the project lateral system is essential if the Colorado River Indian people are to realize the income potential of the reservation area for which they have decreed water. The Colorado River Tribe desperately needs this program to continue its progress toward economic self-sufficiency. The entire economy of the reservation, except for relatively minor recreational development, is based on the agricultural-business complex growing from the direct use of the water-right resource. This growth, with accompanying cash income and job opportunities, has been significant. Of the Indian people employed on the reservation, approximately 59 percent are working on jobs related to agriculture and its development.

The proposed irrigation work features for fiscal year 1973 and estimated costs are as follows:

Engineering and inspection services for administration and control of design and for construction of irrigation and drainage facilities to be constructed by lessees under long-term development lease contracts.	\$50,000
---	----------

For construction of a portion of lateral 90, 431-300 cfs capacity, to ultimately directly serve 6,500 acres and indirectly serve an additional 8,000 acres.

Earthwork sta 931+50 - 1260+00	100,000
--------------------------------	---------

Concrete lining sta 613+00 - 952+00	416,000
-------------------------------------	---------

Power System Construction and Rehabilitation, \$188,000. The power system of the Colorado River Indian irrigation project serves 2,081 customers, which number includes commercial, agriculture, and Government customers. The power demand brought on by irrigation development on the reservation, and by recreation, homesite, and industrial development has increased steadily at the rate of about 16 percent per year. During the last five years the active customer accounts have more than doubled. With this continuing load growth sections of the system have reached or exceeded their capacity, causing voltage drops which adversely affect customer service. The deficiencies were brought out in the 1967 power system study and report by R. W. Beck and Associates. The Beck report is being used as a guide for reorganizing, rehabilitating, upgrading, and extending the power system to keep pace with the growing economy in the area.

The proposed program for fiscal year 1973 will permit the continuation of work relieving the existing overload and will provide capacity needed to serve power customers adequately. The planned construction will promote the growth and success of enterprises which will benefit the Colorado River Indian Tribe. All funds advanced under this request will be repaid from power revenues collected from the sale of electrical energy. All funds appropriated prior to the 1965 fiscal year were repaid to the United States Treasury as of June 30, 1965.

SAN CARLOS IRRIGATION PROJECT, \$661,000. The funds requested provide \$378,000 for irrigation construction and rehabilitation and \$283,000 for power system construction and rehabilitation.

The San Carlos project was authorized by the Act of June 7, 1924, and is designed to irrigate 100,546 acres of land, 50,546 acres on the Gila River Reservation and 50,000 acres within the non-Indian San Carlos Irrigation and Drainage District. All of the non-Indian owned lands and 41,000 acres of Indian lands have been prepared for irrigated farming.

Irrigation Construction and Rehabilitation, \$378,000. The flow of the Gila River is very erratic causing the project water supply to be unreliable. More than 120 wells have been drilled to supplement the river supply. In some years not more than 50 percent of the land can be farmed because of water shortages. Continuing severe drought conditions on the watershed of the Gila River have increased the need for pumping. The result has been a steadily declining groundwater table causing numerous wells to fail. New wells must be drilled to replace those that have failed and others must be deepened as the water table falls. Deepening requires additional well casing, column pipe assembly, larger electric meters, transformers, and protective equipment.

The irrigation construction work proposed for fiscal year 1973 is the drilling and equipping of 5 new irrigation wells and the rehabilitation of 7 existing wells.

Power System Construction and Rehabilitation, \$283,000. The power system was designed and constructed primarily for pumping purposes. It now serves more than 5,800 customers and distributes more than 150,000,000 kilowatt hours of electric energy per annum. The system consists of two generating plants, 180 miles of high voltage transmission lines, 800 miles of distribution lines, and 22 substations.

Distribution line extensions are continually being required to provide service to new customers in the project area. These new customers include residential, commercial, agricultural, and industrial accounts. A large number of the new extensions will be to serve industries located in either the Pima-Coolidge or Pima-Chandler Industrial Parks. Distribution lines, distribution transformers, electric meters, voltage correction equipment and switching equipment are needed.

The power construction work proposed for fiscal year 1973 is as follows:

Line extensions to new customers; build distribution lines, purchase transformers, conductor and metering equipment.	\$200,000
Rebuild approximately 5.25 miles of Florence-Teacup 69 KV transmission line with 336.4 MCM conductor.	83,000

Idaho

MICHAUD UNIT, \$283,000. This project was authorized under the Act of August 31, 1954 (68 Stat. 1026). The construction was started in the fiscal year 1957 with an appropriation of \$500,000 and has continued each year since as funds were made available. This unit of the Fort Hall project will irrigate 21,000 acres of excellent land (20,195 acres Indian owned and 805 acres non-Indian owned) lying between the cities of Pocatello and American Falls. The water supply for the unit is derived from stored water in American Falls and Palisades Reservoirs constructed by the Bureau of Reclamation. However, the water actually used is pumped from the Portneuf River in exchange for the stored water. A series of wells will also provide underground water to supplement the water pumped from the river.

The proposed work for the fiscal year 1973 is the drilling of 12 deep wells.

Montana

CROW, \$137,600. The Crow irrigation project consists of seven irrigation units. Three of the units have working agreements with private ditch and drainage districts or associations. Construction work authorized under Public Law 468 is included in the conditions set forth in current contracts with the three irrigation districts. The work proposed for the fiscal year 1973 is the initiation of

rehabilitation work and extension of the distribution systems serving these units prior to the take over of the operation and maintenance programs of these units by the districts involved. The work includes the rehabilitation of diversion dams, canals, laterals, and structures.

FORT PECK PROJECT, \$198,406. This project is located in northeastern Montana and was authorized by the Act of May 20, 1908 (35 Stat. 558). Construction was started in 1909 and continued as funds were made available and the need for additional farm land arose. The project originally consisted of five separate irrigation units. Three units are no longer in operation. The two operating units, which embrace an ultimate irrigable area of 24,623 acres, are the Wiota (Big Porcupine) Unit and the Frazer-Wolf Point Unit. Of the ultimate irrigable area, 24,623 acres, facilities have been constructed to serve 15,520 acres.

The basic industry on the reservation is livestock production. In order to meet the demand for winter feed there is an urgent need to extend irrigation facilities to certain of the lands not now irrigated and to rebuild and replace deteriorated irrigation facilities to certain of the other lands not now irrigated because of the need for rehabilitation.

Construction and rehabilitation work for this project is nearing completion. The program for the fiscal year 1973 is as follows:

Operation and maintenance during construction.....		\$14,000
<u>Wiota Unit construction.....</u>		44,971
Construction of 2.0 miles of laterals.....	\$16,960	
Installation of 67 structures.....	28,011	
<u>Frazer-Wolf Point Unit construction</u> <u>(including Little Porcupine Unit).....</u>		63,078
Construction of 0.5 miles of laterals.....	4,240	
Installation of 121 structures.....	50,802	
Construction of 1.75 miles of drain.....	3,500	
Installation of 7 drainage structures.....	4,536	
<u>Wiota Unit rehabilitation.....</u>		44,872
Rebuild, enlarge and increase bank sections on 4.75 miles of lateral.....	40,280	
Replace 10 structures.....	4,592	
<u>Frazer-Wolf Point Unit rehabilitation.....</u>		31,485
Rehabilitation of diversion dams.....	3,000	
Rebuild and enlarge bank sections on 6.0 miles of laterals.....	24,000	
Rehabilitate and enlarge 2.2 miles of drain.	4,485	

Nevada

DUCK VALLEY PROJECT, \$188,000. The Duck Valley irrigation project is within the Duck Valley Indian Reservation, which is located on the Nevada-Idaho State line with portions of the reservation lying in both States. This region is primarily a stock-raising country where the irrigated base properties are used to produce forage crops for winter livestock feed. Since about 1874, these hay crops have been the most important crop produced and there is every indication that hay production will continue to play a very important role in the economy of the reservation.

The project embraces 12,000 acres of which 11,045 acres are irrigated in production and are totally used by tribal members. Of the irrigated land, 4,100 acres have been developed to modern high standards of land development, and an additional 1,000 acres will be developed under the 1972 fiscal year program. Much of the unimproved irrigated land is still irrigated by sloughs and meandering small ditches used back in the days when the irrigation water sources were from natural flooding of the Owhee River. The main and firm source of water is from the normal flow of the East Fork of the Owhee River and from storage at Wildhorse Dam. These two sources will provide an adequate supply of water for the 12,000 acres when fully developed.

The features of work proposed for the fiscal year 1973 are as follows:

Excavation of 8 miles of canals and laterals and the construction of necessary structures.	\$52,000
Clearing and leveling 640 acres, construction of farm ditches, and establishment of first crop.	136,000

PYRAMID LAKE, \$235,000. The Pyramid Lake irrigation project has an ultimate acreage of 5,963 acres of which 936 acres are presently in production and assessed. Irrigation facilities serving these lands include Numana Diversion Dam, a loose rock diversion dam, 15 miles of canals, 7 miles of laterals, and 141 water control structures.

The irrigated lands are farmed by Indians and are divided into assignments ranging in size from 2 to 8 acres with the average being about 16 acres. The overall development program provides for approximately 26 land units on the bottomlands. Each unit will provide for a 100-head cattle operation. Full utilization of the rangeland will be attained when the cattle count reaches 2,600 head. This minimum land use unit meets the general needs as recommended by the University of Nevada, Pulcher's Economic Report, and the Nevada Indian Agency.

The proposed program for fiscal year 1973 by feature and estimated cost is as follows:

Construction of pumping station, canals and laterals and necessary structures (including replacement flume).	\$75,000
Brush and level 457 acres, install water control structures, and seed first crop.	160,000

PROJECT DATA SHEET

PF-65 (12-68)
Bureau of Reclamation

REGION	Project and State			Completion Date After F.Y. 1978	% Complete 20	Date 1-1-72
	NAVAJO INDIAN IRRIGATION PROJECT, NEW MEXICO - BIA					
AUTHORIZATION	Public Law 87-483, June 13, 1962, Amended September 25, 1970 Public Law 91-416			B/C RATIO 1.50	Date 1966	
LAND CERTIFICATION	None required			DEFINITE PLAN REPORT None required <u>1/</u>		
SUMMARIZED FINANCIAL DATA						
Total Federal Obligations (Reclamation)	\$		Allotments to June 30, 19 71	\$	37,698,385
Total Federal Obligations (Other)		206,000,000		Allotments for F.Y. 19 72		8,948,000
Net Property and Other Transfers		1,500,000		Allotments to Date		46,646,385
Cash Advances--Non-Federal					
Adjustment			Allotments Required for F.Y. 19 73		10,425,000
Total to be Allocated	\$	207,500,000		Balance to Complete after F.Y. 19 73		\$148,928,615
ALLOCATIONS <u>2/</u>		REPAYMENT		AMOUNTS PER ACRE		
Irrigation	\$	207,500,000	Amount Repaid by Irrigators	\$	Irrig. Invest. per Acre \$ _____
Power		Amount Repaid by Power		Payment Capacity per Acre \$ _____
M & I Water		Amount Repaid by M & I Water		Annual Charges: O & M \$ _____
Recreation					Construction \$ _____
F & WL					
Flood Control					
Other			Nonreimbursable	207,500,000		
Total	\$	207,500,000	Total	\$	207,500,000	Total \$ _____
STATUS OF REPAYMENT CONTRACT						
3/						
DESCRIPTION This project is located in Rio Arriba and San Juan Counties in northwestern New Mexico. The project plan of development provides for placing a total of 110,630 acres under irrigation. The project plan will provide a livelihood for an estimated 6,550 Navajo families as farm operators, custom laborers and employees in related service activities, thus providing a higher standard of living for more than 33,000 Navajo Indians. The project also will provide a power supply of 23,000 kilowatts, primarily for operation of the project's pumping plants. Included in the total cost is \$4,298 for 249 acres of State-owned and privately-owned lands for canal right-of-way at an average of \$17 per acre and \$390,000 for acquisition of 14,075 acres of privately-owned lands lying adjacent to the Navajo Indian Reservation to increase the project area, at an average cost of \$28 per acre. All of the right-of-way required to be purchased for the canal has been acquired but no acquisitions have been made of the privately-owned lands to be added to the Reservation.						

PROJECT DATA SHEET--2
Navajo Indian Irrigation Project, New Mexico

Approximately 21 percent of relocation has been accomplished. The project lands are presently capable of providing only very poor grazing for livestock. When adapted to irrigation, they will be well suited for producing small grains, hay forage crops, vegetables, and fruit.

Footnotes:

- 1/ Reevaluation report of Navajo Indian Irrigation Project, dated July 1966, revised August 1966, approved by Secretary of the Interior December 20, 1966.
- 2/ No change in allocations from 1972 Congressional Justification.
- 3/ A form of contract between the United States, represented by the Bureau of Indian Affairs and the Bureau of Reclamation, and the Navajo Tribe of Indians, which provides for deferring the collection of construction costs so long as the benefited lands are in Indian ownership, has been approved by the Navajo Tribe and is awaiting Secretarial approval. Provisions relative to operation and maintenance, acquisition of land outside the reservation, rights-of-way, water rights, statutory directives on water allocations, and other more standard considerations are detailed in the contract.

New Mexico

NAVAJO INDIAN IRRIGATION PROJECT, \$10,425,000

Work Proposed, F. Y. 1973

Land Purchase Program, \$200,000. The program provides for continuing the acquisition of the privately owned lands outside the Navajo Reservation.

Pumping Plants, \$12,000. For collection of field design data.

Canals, \$9,807,000. Construction will continue on the Main Canal from Mile 13.4-16.7 and Mile 18.5-19.4, consisting of Tunnels No. 3 and 3A and concrete lined canal, and on Mile 20.2-20.9 and Mile 26.4-32.8, consisting of Armenta, Kutz and Horn siphons and 3.9 miles of concrete lined canal. Construction will be started on a 5.5 mile section of the Main Canal Mile 20.9-26.4 involving Tunnel No. 4, and on a 9.0 mile section of the Main Canal Mile 32.8-41.8 consisting of open concrete lined canal and a service road. Collection of field design data and preparation of designs and specifications for ensuing Main Canal and Main Gravity Canal construction contracts will continue. Various contracts for relocation, removal, rearrangement and alteration of oil and gas pipelines and appurtenant facilities and utility lines crossing canal rights-of-way will also be executed.

<u>Laterals, \$200,000</u>)	Collection of field design data and
)	preparation of designs and specifications
<u>Drains, \$120,000</u>)	will continue.
<u>Navajo Powerplant, \$5,000</u>)	
<u>Power Transmission System, \$5,000</u>)	Provides for collection of field design data.

Other Project Costs, \$126,000. Represents costs for continuation of a program for developing a plan for settlement by the Navajos and for custodial operation and maintenance of completed project facilities.

Consolidated Expenditures and Credits, \$-50,000. Represents nonappropriation cost transfer for space furnished by General Services Administration.

<u>Change in Total Obligations</u>	<u>Obligations</u>
1972 Estimate.....	\$206,000,000
1973 Estimate.....	<u>206,000,000</u>
No change.....	<u>---</u>

HOGBACK PROJECT, \$330,000. This project embracing 9,614 acres is the largest and most important of the existing projects or units on the Navajo Reservation. A dependable water supply is obtained from the San Juan River. When this project is fully developed, it will provide 250 farm units and support approximately 2,000 Navajo Indian people.

The Act of July 12, 1960 (74 Stat. 470) authorized the Secretary of the Interior to transfer all irrigation units on the Navajo Reservation to the Navajo Tribe. Under an agreement made pursuant to this act by and between the Secretary of the Interior and the Navajo Tribe, the tribe accepted the responsibility for operation and maintenance of all completed portions of the Hogback Unit. This unit should be completed at the earliest possible time in accordance with the agreement.

The work proposed for the fiscal year 1973 is as follows:

Land development of approximately 1,280 acres in area 7.	\$275,000
Concrete line main Hogback Canal 0.6 mile.	55,000

NORTHERN PUEBLOS, \$75,500. The work proposed for the Northern Pueblos for the fiscal year 1973 and the projects or pueblos involved are as follows:

Nambe Pueblos, \$55,000. Clear and level 100 acres of land, concrete line 2.0 miles of the HiLine Ditch and replace flume.

Picuris Pueblo, \$20,500. Concrete line 1.6 miles of ditch.

SOUTHERN PUEBLOS, \$75,140. The work proposed for the Southern Pueblos for the fiscal year 1973 is the rehabilitation and improvement of the irrigation system serving the Isleta Pueblo. This includes concrete lining of canals.

ZUNI, \$70,000. The Zuni irrigation project consists of five separate units ranging in size from 100 acres at Tekapo to 1,600 acres at the Zuni Unit. Ultimate development of these units is limited by the available water supply. There are 4,727 acres of irrigable land under the present irrigation system. Preliminary hydrology studies indicate there is enough water available to irrigate 3,000 acres, provided adequate storage facilities and distribution systems are constructed.

A recent study by the U.S. Bureau of Reclamation indicates that under maximum probable flood conditions, the storage dams upstream of the Zuni Village are not safe. If a maximum probable flood occurred, it would cause a disaster such as that which occurred in the early 1960's on the Blackfeet Reservation in Montana. This would result in loss of life, property damages in the Zuni Village, and property damage to the Zuni Reservation lands. Future planning outlined in the Zuni Comprehensive Development Plan includes development of residential, industrial, and commercial investments in and around the Zuni Village, which would also be endangered.

The irrigation program for the fiscal year 1973⁴ is the continuing of the hydrology and feasibility study on the watershed above the Zuni Village and the preparation of plans, designs, and locations for a storage structure or structures to provide protection against the occurrence of a maximum probable flood. The studies will also provide sites for recreation development in addition to providing irrigation, municipal, and industrial water storage.

- (c) Water Rights Litigation, \$182,700. For continuing water rights litigation and making special studies and preparing material for use in connection with the protection of Indian water rights.
- (d) Surveys, Investigations, and Plans, \$623,000. This item represents the amount required for continuation of surveys, investigations, studies, and plans for the preparation of Feasibility, Completion (Definite Plan), and Rehabilitation and Betterment Reports to be made for all existing Indian irrigation projects under the jurisdiction of the Bureau of Indian Affairs. This work is necessary in order to establish a program for completing existing Indian irrigation projects presently authorized, developing additional Indian irrigation resources and for the rehabilitation and betterment of existing irrigation works with a view to transferring the operation and maintenance of the completed projects from the Government to acceptable water user organizations. This item also provides funds for studies covering the safety of dams, studies of Pueblo lands included in the tributary units of the authorized San Juan-Chama Trans Mountain Diversion Project, studies relating to Ute Indian lands included within the Central Utah Project, and studies for improvement of project power systems.

- (e) Engineering and Supervision, \$727,000. This item represents the amount required to pay salaries, office rent, travel expenses, and miscellaneous expenses incidental to executing the irrigation program proposed for the fiscal year 1973. Staff employees engaged in irrigation activities are located in Phoenix, Arizona; Billings, Montana; Portland, Oregon; Sacramento, California; Albuquerque, New Mexico; Window Rock, Arizona; and the Washington or Central Office.

Personnel Summary

Construction

	1971 Actual	1972 Estimate	1973 Estimate
BUREAU OF INDIAN AFFAIRS			
Total number of permanent positions.....	385	385	385
Full-time equivalent of other positions...	189	181	151
Average paid employment.....	507	522	497
Average GS grade.....	7.5	7.5	7.4
Average GS salary.....	\$10,650	\$10,758	\$10,732
Average salary of ungraded positions.....	\$8,445	\$8,941	\$9,477
ALLOCATION ACCOUNTS			
Total number of permanent positions.....	96	138	137
Full-time equivalent of other positions...	1	2	2
Average paid employment.....	93	146	129
Average GS grade.....	8.8	8.5	8.3
Average GS salary.....	\$12,901	\$12,111	\$11,353
Average salary of ungraded positions.....	\$10,561	\$10,986	\$11,250

ITEMIZATION OF ESTIMATE

DEPARTMENT OF THE INTERIOR

APPROPRIATION TITLE: Construction	Bureau of Indian Affairs			
	Actual 1971	Estimate 1972	Estimate 1973	Increase (+) Decrease (-)
<u>Program and Financing</u>				
Total obligations.....	\$37,939,904	\$59,600,956	\$47,606,000	\$-11,994,956
Transferred to other accounts.....	74,599	234,147	---	-234,147
Unobligated balance avail- able, start of year.....	-35,458,106	-17,328,603	-359,000	+16,969,603
Unobligated balance avail- able, end of year.....	17,328,603	359,000	359,000	---
Appropriation.....	19,885,000	42,865,500	47,606,000	+4,740,500

ITEMIZATION OF ESTIMATE (con.)

	Actual 1971	Estimate 1972	Estimate 1973	Increase (+) Decrease (-)
<u>Obligations by object</u>				
BUREAU OF INDIAN AFFAIRS				
11.0 Personnel compensation...	\$7,044,000	\$7,289,000	\$7,045,000	\$-244,000
Personnel benefits:				
12.1 Civilian.....	497,000	524,000	516,000	-8,000
13.0 Benefits for former personnel.....	1,000	---	---	---
21.0 Travel and transporta- tion of persons.....	521,000	600,000	550,000	-50,000
22.0 Transportation of things.	337,000	450,000	400,000	-50,000
23.0 Rent, communications, and utilities.....	203,000	300,000	275,000	-25,000
24.0 Printing & reproduction..	46,000	100,000	100,000	---
25.0 Other services.....	3,315,000	4,000,000	3,500,000	-500,000
26.0 Supplies and materials...	2,587,000	3,900,000	3,000,000	-900,000
31.0 Equipment.....	516,000	5,800,000	2,500,000	-3,300,000
32.0 Lands and structures.....	15,534,904	23,960,956	19,345,000	-4,615,956
41.0 Grants, subsidies and contributions.....	150,000	3,337,000	---	-3,337,000
Subtotal.....	30,751,904	50,260,956	37,231,000	-13,029,956
Quarters and subsistence charges.....	-16,000	-50,000	-50,000	---
Total, Bureau of Indian Affairs.....	<u>30,735,904</u>	<u>50,210,956</u>	<u>37,181,000</u>	<u>-13,029,956</u>
ALLOCATION TO BUREAU OF RECLAMATION				
11.0 Personnel compensation...	1,139,000	1,902,000	1,589,000	-313,000
Personnel benefits:				
12.1 Civilian.....	102,000	177,000	153,000	-24,000
21.0 Travel and transporta- tion of persons.....	17,000	26,000	23,000	-3,000
22.0 Transportation of things.	41,000	67,000	57,000	-10,000
23.0 Rent, communications, and utilities.....	9,000	16,000	17,000	+1,000
24.0 Printing & reproduction..	3,000	6,000	7,000	+1,000
25.0 Other services.....	71,000	241,000	337,000	+96,000
26.0 Supplies and materials...	25,000	34,000	38,000	+4,000
31.0 Equipment.....	14,000	15,000	15,000	---
32.0 Lands and structures.....	5,783,000	6,906,000	8,189,000	+1,283,000
Total, Bureau of Reclamation.....	<u>7,204,000</u>	<u>9,390,000</u>	<u>10,425,000</u>	<u>+1,035,000</u>
Total obligations.....	<u>37,939,904</u>	<u>59,600,956</u>	<u>47,606,000</u>	<u>-11,994,956</u>

ROAD CONSTRUCTION

DEPARTMENT OF THE INTERIOR
BUREAU OF INDIAN AFFAIRS

CONTRACT AUTHORITY AND LIQUIDATION PROGRAM

	<u>Contract authority available</u>	<u>Obligations</u>	<u>Unliquidated obligations prior year</u>	<u>Obligations</u>	<u>Expenditures</u>	<u>Unliquidated obligations carried forward</u>
			<u>Fiscal Year 1971</u>			
Federal-Aid Highway Roads..	<u>\$20,787,492</u>	<u>\$20,384,527</u>	<u>\$7,258,495</u>	<u>\$27,643,022</u>	<u>\$17,675,640</u>	<u>\$9,967,382 1/</u>
			<u>Fiscal Year 1972</u>			
Federal-Aid Highway Roads..	<u>40,327,000</u>	<u>40,327,000</u>	<u>9,967,382</u>	<u>50,294,382</u>	<u>33,784,099</u>	<u>16,510,283 2/</u>
			<u>Fiscal Year 1973</u>			
Federal-Aid Highway Roads..	<u>53,940,842</u>	<u>53,940,842</u>	<u>16,510,283</u>	<u>70,451,125</u>	<u>45,000,000</u>	<u>25,451,125 2/</u>

1/ Available cash for liquidation is \$8,184,099; balance of \$1,783,283 is unfunded.

2/ Unfunded obligations.

DEPARTMENT OF THE INTERIOR
BUREAU OF INDIAN AFFAIRS

Status of Cash Appropriations for
Liquidation of Contract Authority

	<u>1971</u>	<u>1972</u>	<u>1973</u>
Appropriations.....	\$20,200,000	\$25,600,000	\$45,000,000
Unexpended balance brought forward.....	<u>5,659,739</u>	<u>8,184,099</u>	<u>---</u>
Total available.....	25,859,739	33,784,099	45,000,000
Less: Outlays.....	<u>17,675,640</u>	<u>33,784,099</u>	<u>45,000,000</u>
Unexpended balance.....	<u>8,184,099</u>	<u>---</u>	<u>---</u>

JUSTIFICATION

ROAD CONSTRUCTION (LIQUIDATION OF CONTRACT AUTHORITY) \$45,000,000

Liquidation Program (Cash)

Liquidation of Contract Authority (Cash Program) - 1971, \$17,675,640; 1972, \$33,784,099; 1973, \$45,000,000.

The estimate for the Road Construction Cash Program for fiscal year 1973 is \$45,000,000. This amount is required to liquidate \$16,510,283 of unfinanced prior year obligations and the 1973 program obligations that come due for payment during the fiscal year. This cash program will result in unfinanced obligations of \$25,451,125 at the end of the 1973 fiscal year.

Contract Authorization Program (Obligations)

Indian reservation roads - 1971, \$20,384,527; 1972, \$40,327,000; and 1973, \$53,940,842.

The contract authorization for this program originated in the Federal-Aid Highway Acts. To date, the accumulated reserve authorization from former Acts plus the amount authorized in the Federal-Aid Highway Act of 1970 adds up to \$53,940,842. This amount will be used for the contract authority of fiscal year 1973.

Need for Increase:

The basic objective of this program is to build an adequate road system on Indian reservations which will move the people, goods and services necessary for optimum economic, social, and educational development.

No local roads were built on Indian reservations during the period from 1900 to 1935. This was the period when the rest of America was getting its foothold on its transportation system. Since that time, the Bureaus Road Construction program has made some gains but has not kept up with the need for improved roads. From a detailed survey of reservation road needs an immediate objective is to improve those roads that are critical to development of the reservations. This includes improving all of the primary type roads, all the main connector roads, all community streets; 50 percent of the local access roads; and none of the trails. To accomplish this immediate objective a well-defined accelerated road

construction program is necessary. The need for this level of program in fiscal year 1973 is necessary if definite and positive gains are to be made in reservation road improvement.

The reservations are in generally isolated rural areas thereby causing transportation to be an essential factor in the accomplishment of the development objectives. Tax-free Indian lands are not served adequately by state and county roads. There are reservations where county governments do not exist, and many instances where counties are not financially able to carry out the road function. The Bureau has the responsibility for roads on Indian reservations, pueblos, and rancherias in 23 States. This proposed program is planned to serve the Indian people and to assist the social and economic development of the Indian communities through more efficient movement of people and goods.

Program of work

The following is a detailed description of the 1973 fiscal year program for Indian reservation roads:

1. Grading and draining	553 miles	\$22,004,000
2. Gravel	102 miles	1,159,000
3. Bituminous	664 miles	22,757,000
4. Bridge construction	4150 linear feet	3,357,000
5. Surveys and plans	1333 miles	4,664,000
		<u>\$53,941,000</u>

(1) Grading and draining - \$22,004,000. Our program is to grade and drain 553 miles of system roads. Right-of-way clearance, construction of drainage structures and excavating high ground for movement to low areas to form the road-bed are the essential features of this area of work. The results are a well-drained roadway having a minimum of curvature and grade to suit the terrain and still retain harmony with the landscape. Surfacing aggregate of bituminous pavement will be placed upon this stabilized roadbed. The average cost per mile is \$39,790.

(2) Gravel - \$1,159,000. This estimate covers the surfacing of 102 miles of road, having a surface of crushed aggregate or gravel. The average cost per mile for aggregate surfacing is \$11,363.

(3) Bituminous - \$22,757,000. This estimate covers the surfacing of 664 miles of road, paved with bituminous surface. The average cost per mile for payment is \$34,273.

(4) Bridge construction - \$3,357,000. We plan to construct 4,150 linear feet of bridges. The average estimated cost per linear foot is \$809.

(5) Surveys and plans - \$4,664,000. The program calls for 1,333 miles of roads to be surveyed and designed. The work entails preliminary engineering, soil sampling, investigation of alternate routes, acquisition of rights-of-way, location surveys and preparation of detailed plans and specifications for construction.

The total 1973 program has been allocated to area offices which have jurisdictions sometimes covering several States, and to agencies under the areas. Often, several reservations comprise an agency. Tentative allocations have been made to individual projects based upon engineering estimates of cost. Occasionally, there may be a substitution of a specific project based upon unexpected development of other Bureau programs which affect priority but, taken as a whole, the proposal is quite firm. The distribution is as follows:

Aberdeen Area - \$7,656,000. The program will grade and drain 116 miles, gravel surface 51 miles, bituminous surface 128 miles, construct 300 linear feet of

bridge and produce 90 miles of surveys and plans for future construction in the States of North Dakota, South Dakota, and Nebraska.

Albuquerque Area - \$5,252,000. The program will grade and drain 38 miles, bituminous surface 38 miles, construct 855 linear feet of bridge, and produce 157 miles of surveys and plans for future construction in the States of Colorado and New Mexico.

Anadarko Area - \$842,000. The program will grade and drain 22 miles, bituminous surface 12 miles, construct 660 linear feet of bridge in the State of Oklahoma.

Billings Area - \$4,700,000. The program will grade and drain 43 miles, gravel surface 14 miles, bituminous surface 55 miles, construct 660 linear feet of bridge in the States of Montana and Wyoming.

Juneau Area - \$1,228,000. The program will grade and drain 12 miles, gravel surface 9 miles, bituminous surface 5 miles in the State of Alaska.

Minneapolis Area - \$1,241,000. The program will grade and drain 17 miles, bituminous surface 20 miles, construct 34 linear feet of bridge in the States of Michigan, Minnesota and Wisconsin.

Muskogee Area - \$790,000. The program will grade and drain 9 miles, gravel surface 5 miles, bituminous surface 18 miles, construct 50 linear feet of bridge and produce 5 miles of surveys and plans in the State of Oklahoma.

Navajo Area - \$15,740,000. The program will grade and drain 115 miles, gravel surface 13 miles, bituminous surface 112 miles, construct 701 linear feet of bridge, and produce 694 miles of surveys and plans in the States of Arizona, New Mexico and Utah.

Phoenix Area - \$9,870,000. The program will grade and drain 118 miles, gravel surface 10 miles, bituminous surface 168 miles, construct 761 linear feet of bridge, and produce 140 miles of surveys and plans in the States of Arizona, Nevada and Utah.

Portland Area - \$4,218,000. The program will grade and drain 38 miles, bituminous surface 77 miles, construct 60 linear feet of bridge, and produce 82 miles of surveys and plans for future projects in the States of Idaho, Oregon and Washington.

Sacramento Area - \$1,174,000. The program will grade and drain 12 miles, bituminous surface 12 miles, and produce surveys and plans for 39 miles of construction in the State of California.

Washington, D. C. - \$1,230,000. The program includes Central Office program supervision and central design at Albuquerque as well as operations at Cherokee, North Carolina; Choctaw, Mississippi; and Big Cypress, Brighton and Miccosukee, Florida reservations. The field work will grade and drain 13 miles, bituminous surface 19 miles, construct 69 linear feet of bridge, and produce 126 miles of surveys and plans and design at Albuquerque.

DEPARTMENT OF THE INTERIOR
BUREAU OF INDIAN AFFAIRS

Federal-Aid Highway Roads

Area Budget Classification - Breakdown 1973

Area	Total Funds	<u>Grade & Drain</u>		<u>Gravel</u>		<u>Surfacing</u> <u>Bituminous</u>		<u>Bridges</u>		<u>Survey & Plans</u>	
		Miles	Amount	Miles	Amount	Miles	Amount	Lin. Feet	Amount	Miles	Amount
Aberdeen	\$7,656,000	116	\$3,817,000	51	\$560,000	128	\$2,888,000	300	\$ 75,000	90	\$316,000
Albuquerque	5,252,000	38	1,990,000	--	---	38	1,804,000	855	908,000	157	550,000
Anadarko	842,000	22	366,000	--	---	12	261,000	660	215,000	--	---
Billings	4,700,000	43	2,508,000	14	59,000	55	1,608,000	660	525,000	--	---
Juneau	1,228,000	12	1,033,000	9	135,000	5	60,000	--	---	--	---
Minneapolis	1,241,000	17	478,000	--	---	20	738,000	34	25,000	--	---
Muskogee	790,000	9	250,000	5	60,000	18	412,000	50	50,000	5	18,000
Navajo	15,740,000	115	5,114,000	13	295,000	112	7,182,000	701	721,000	694	2,428,000
Phoenix	9,870,000	118	3,859,000	10	50,000	168	4,723,000	761	748,000	140	490,000
Portland	4,218,000	38	1,622,000	--	---	77	2,270,000	60	40,000	82	286,000
Sacramento	1,174,000	12	603,000	--	---	12	435,000	--	---	39	136,000
Washington	1,230,000	13	364,000	--	---	19	376,000	69	50,000	126	440,000
Total	53,941,000	553	22,004,000	102	1,159,000	664	22,757,000	4,150	3,357,000	1,333	4,664,000

Personnel Summary

Road Construction (Liquidation of Contract Authority)

	1971 Actual	1972 Estimate	1973 Estimate
BUREAU OF INDIAN AFFAIRS			
Total number of permanent positions.....	490	490	550
Full-time equivalent of other positions...	230	453	655
Average paid employment.....	661	879	1,142
Average GS grade.....	7.5	7.5	7.4
Average GS salary.....	\$10,650	\$10,758	\$10,732
Average salary of ungraded positions.....	\$8,445	\$8,941	\$9,477
ALLOCATION TO FEDERAL HIGHWAY ADMINISTRATION, DEPARTMENT OF TRANSPORTATION			
Total number of permanent positions.....	1	1	1
Average paid employment.....	1	1	1
Average GS grade.....	7.5	7.5	7.5
Average GS salary.....	\$10,846	\$10,970	\$11,084

ITEMIZATION OF ESTIMATE

DEPARTMENT OF THE INTERIOR

APPROPRIATION TITLE: Road Construction (Liquidation of Contract Authority)

	Contract Authority		Bureau of Indian Affairs	
	Actual 1971	Estimate 1972	Estimate 1973	Increase (+) Decrease (-)
<u>Program and Financing</u>				
Total obligations.....	\$20,384,527	\$40,327,000	\$53,940,842	\$+13,613,842
Unobligated balance available, start of year.....	-54,652,369	-64,267,842	-53,940,842	+10,327,000
Unobligated balance available, end of year.....	64,267,842	53,940,842	---	-53,940,842
Contract authority (New) (Perm).....	30,000,000	30,000,000	---	-30,000,000

ITEMIZATION OF ESTIMATE (con.)

	Actual 1971	Estimate 1972	Estimate 1973	Increase (+) Decrease (-)
<u>Obligations by Object</u>				
BUREAU OF INDIAN AFFAIRS				
11.0 Personnel compensation....	\$6,490,000	\$8,286,000	\$9,256,000	\$+970,000
Personnel benefits:				
12.1 Civilian.....	509,000	569,000	650,000	+81,000
21.0 Travel and transporta- tion of persons.....	316,000	400,000	600,000	+200,000
22.0 Transportation of things..	236,000	350,000	400,000	+50,000
23.0 Rent, communications, and utilities.....	450,000	450,000	500,000	+50,000
24.0 Printing and reproduction.	1,000	100,000	200,000	+100,000
25.0 Other services.....	865,000	8,720,000	2,000,000	-6,720,000
26.0 Supplies and materials....	3,223,527	5,200,000	9,200,000	+4,000,000
31.0 Equipment.....	257,000	300,000	500,000	+200,000
32.0 Lands and structures.....	7,864,000	15,878,000	30,605,000	+14,727,000
42.0 Insurance claims and indemnities.....	12,000	---	---	---
Subtotal.....	20,223,527	40,253,000	53,911,000	+13,658,000
Quarters and subsistence charges.....	-69,000	-70,000	-70,000	---
Total, Bureau of Indian Affairs.....	<u>20,154,527</u>	<u>40,183,000</u>	<u>53,841,000</u>	<u>+13,658,000</u>
ALLOCATION TO FEDERAL HIGHWAY ADMINISTRATION, DEPARTMENT OF TRANSPORTATION				
11.0 Personnel compensation....	10,000	8,000	5,000	-3,000
Personnel benefits:				
12.1 Civilian.....	1,000	---	---	---
22.0 Transportation of things..	1,000	---	---	---
25.0 Other services.....	9,000	6,000	4,000	-2,000
32.0 Lands and structures.....	209,000	130,000	91,000	-39,000
Total, Federal Highway Administration.....	<u>230,000</u>	<u>144,000</u>	<u>100,000</u>	<u>-44,000</u>
Total obligations.....	<u>20,384,527</u>	<u>40,327,000</u>	<u>53,941,000</u>	<u>+13,614,000</u>

GENERAL
ADMIN. EXPENSES

DEPARTMENT OF THE INTERIOR
 BUREAU OF INDIAN AFFAIRS
 General Administrative Expenses

Appropriation, 1971	\$5,600,000	
Pay cost supplemental	<u>548,000</u>	
Total appropriation, 1971		\$6,148,000
 Appropriation, 1972		 6,057,000

Summary of Increases and Decreases, 1973

	<u>Base for 1973</u>	<u>Decrease 1973</u>
General administrative expenses	\$6,057,000	\$ -15,000
Net decrease, 1973		<u>-15,000</u>
Budget estimate.1973		6,042,000

General Administrative Expenses

Analysis by Activities

Activity	Fiscal Year 1971 Amount Available	Fiscal Year 1972	
		Total Appropriation	Amount Available
General Administrative Expenses	\$6,144,751	\$6,057,000	\$6,057,000
Unobligated balance lapsing.....	3,249	- -	- -
Total.....	<u>6,148,000</u>	<u>6,057,000</u>	<u>6,057,000</u>

Activity	F.Y. 1971 Amount Available	F.Y. 1972 Amount Available	F.Y. 1973 Estimate	Increase (+) or Decrease (-) 1973 Compared with 1972	Page Refer- ence
General Administrative Expenses.....	\$6,144,751	\$6,057,000	\$6,042,000	\$-15,000	
Unobligated balance lapsing.....	3,249	- - -	- - -	- - -	
Total.....	<u>6,148,000</u>	<u>6,057,000</u>	<u>6,042,000</u>	<u>-15,000</u>	

Administrative program: Fiscal year 1972, \$9,827,000; fiscal year 1973, \$9,812,000; decrease \$15,000. The decrease consists of:

	<u>Increase (+) or Decrease (-)</u> <u>Amount</u>	<u>Positions</u>	<u>Total</u> <u>Program</u>	<u>Total</u> <u>Positions</u>	<u>Explanation</u>
(1)	\$+60,000	-	\$6,042,000	435	To maintain essential house-keeping functions.
(2)	-75,000	-			Savings resulting from employment reduction.
	<u>\$-15,000</u>	<u>-</u>	<u>\$6,042,000</u>	<u>435</u>	

Cost Factors Involved in Decrease/Increase

- (1) The \$60,000 will provide minimal funds to maintain essential housekeeping functions.
- (2) Savings resulting from employment reduction.

Need for Increase

(1) The total amount requested for administration, \$9,812,000 is approximately 2% of the total funds requested for the entire Bureau in 1973.

(2) This program provides for carrying out administrative functions concerned with the direction, coordination, and controlling of all Bureau program activities. Other functions include executive direction, budgeting, accounting, information systems, property management, personnel management and management analysis.

The Bureau's proposed 1973 administration program totals \$9,812,000 of which \$6,042,000 is requested under the General Administrative Expenses appropriation and \$3,770,000 is allocable to program activities. A comparison of the program follows:

	<u>1971</u>	<u>1972</u>	<u>1973</u>	<u>Change</u>
Share of participating program activities..	\$3,570,000	\$3,770,000	\$3,770,000	-
General administrative expenses appropriation.....	6,148,000	6,057,000	6,042,000	\$-15,000
Total administrative program.....	<u>9,718,000</u>	<u>9,827,000</u>	<u>9,812,000</u>	<u>-15,000</u>

ITEMIZATION OF ESTIMATE

Department of the Interior

Appropriation Title: General Administrative Expenses Bureau of Indian Affairs

	Actual 1971	Estimate 1972	Estimate 1973	Increase (+) Decrease (-)
<u>Program and Financing:</u>				
Total obligations..	\$6,144,751	\$6,005,000	\$6,042,000	+\$37,000
Unobligated balance lapsing.....	3,249	52,000	- - -	-52,000
Appropriation.....	6,148,000	6,057,000	6,042,000	-15,000
<u>Obligations by objects:</u>				
11 Personnel compensation	4,387,147	4,378,000	4,405,000	+27,000
12 Personnel benefits....	440,805	396,000	400,000	+ 4,000
21 Travel and transportation of persons..	293,583	250,000	246,000	- 4,000
22 Transportation of things...	25,476	15,000	25,000	+10,000
23 Rent, communica- tions, and utilities...	272,191	280,000	280,000	- -
24 Printing and reproduction	50,027	45,000	45,000	- -
25 Other services	587,151	570,000	570,000	- -
26 Supplies and materials...	86,323	80,000	80,000	- -
31 Equipment.....	16,199	5,000	5,000	- -
Subtotal.....	6,158,902	6,019,000	6,056,000	+37,000
Less quarters and subsistence charges	-14,151	-14,000	-14,000	- -
Total obligations...	6,144,751	6,005,000	6,042,000	+37,000

Personnel Summary

General Administrative Expenses

	Actual 1971	Estimate 1972	Estimate 1973
Total number of permanent positions	452	435	435
Full-time equivalent of other positions	27	20	20
Average number of all employees.....	479	455	455
Average GS grade	7.5	7.5	7.4
Average GS salary	\$10,650	\$10,758	\$10,732
Average salary of ungraded positions.	3,445	8,941	9,477

TRIBAL FUNDS

TRIBAL FUNDS

Highlight Statement

Tribal funds have been deposited into the Treasury pursuant to various acts of the Congress to be made available for expenditure for the use and benefit of the respective tribal groups. About 300 Indian tribes, bands or identifiable groups have approximately 600 accounts in the U. S. Treasury which are used for the conduct of tribal financial programs, enterprises, businesses, and other tribal affairs. The source of these funds is largely from income derived from Federal management of tribal real properties, the title of which is held in trust by the United States for the tribes. Another significant source is judgments or awards made pursuant to either general or specific acts of Congress.

Tribal funds are available for various purposes, under various acts of Congress and are also subject to the provisions of tribal constitutions, bylaws, charters, and resolutions of the various tribes, bands or groups. Tribes who need their own funds which are on deposit in the U. S. Treasury are required to prepare budgets for approval. Funds are then programmed under three categories: Permanent Authorization, Annual Authorization, and Indefinite Authorization.

Funds programmed under the Permanent Authorization are made available under legislation which gives the Secretary of the Interior continuing authority to carry out the provisions of specific acts. Examples of such legislation are: Fort Peck Indians, Montana (68 Stat. 329), Minnesota Chippewa Tribe of Indians (58 Stat. 271), and the Navajo Indians (64 Stat. 44). Funds programmed under Permanent Authorization can be disbursed either through the Indian Service disbursing agent's accounts or advanced to a tribe for disbursement by the bonded tribal treasurer under an approved plan of operation. These funds do not require annual approval by Congress but are reported annually in the budget schedules to give the Congress an opportunity to review the activity conducted under the authorities extended to the Secretary of the Interior.

In the absence of permanent expenditure authorization, annual appropriation by the Congress is required to permit the use of tribal funds. Such authority is provided annually in the Department of the Interior Appropriations Act and covers two categories: (1) Annual definite; and (2) Annual indefinite.

Annual definite encompasses the use of funds, primarily, of those tribes who are not sufficiently organized to be represented by a recognized governing body. Funds programmed under this type of authorization are not otherwise available for expenditure without Congressional action and the \$3 million requested for fiscal year 1973 is to provide the Secretary of the Interior with expenditure authority for the execution of programs, including such items as education of Indian children, compensation and expenses of tribal officers, councils, committees, and for various other purposes benefiting the particular Indian tribes. Expenditures made under this authority are individually made through Treasury regional disbursing offices, subject to the same regulations and procedures as appropriations from the general fund of the Treasury, and require annual approval by Congress.

The annual indefinite authorization in the Appropriation Act, under the heading Tribal Funds, provides the necessary authority, on an annual basis, for the Secretary of the Interior, for such purposes as are designated by a particular tribe, to withdraw from the tribal accounts in the Treasury funds to carry out programs approved by the Secretary and the conduct of tribal operations, including, but not limited to, management of tribal resources and other programs designed to improve the situation of the general membership. These funds are

advanced to tribes for disbursement by Indian Service disbursing agents or by bonded tribal treasurers under a plan of operation.

Some tribes employ more than one of the foregoing methods in conducting their affairs. In the last 15 to 20 years, many tribes have progressed to the point that they have taken over the management of their affairs and the disbursement of their funds under a plan of operation previously approved by the Secretary and it is the policy of the Bureau to encourage tribes in this respect. Annual audits made of tribal funds by certified accountants of commercial auditing firms are submitted to the Bureau for review and information.

Plan of work: No part of the funds contained in this estimate represents a charge upon the Federal Treasury. This item reflects the disbursement of funds to the credit of Indian tribes or bands under numerous special acts of Congress in compliance with the terms of the various trusts and for carrying out tribal programs recommended by the tribal governing bodies with the approval of the Commissioner of Indian Affairs.

The budget schedule reflects under the Permanent Authorization disbursements from the tribal trust funds authorized by permanent legislation, and under the Annual and Indefinite Authorizations amounts requested annually by the various tribes for carrying out various tribal activities.

The estimate, therefore, is restricted to the funds requested annually as required by section 27 of the Act of May 18, 1916 (39 Stat. 158).

Status of Programs

The amount of \$527,150 for miscellaneous tribes shown as the last line item of "Comparative Statement of Annual Authorization by Tribes" is required to provide for additional anticipated resolutions during the fiscal year.

DEPARTMENT OF THE INTERIOR
BUREAU OF INDIAN AFFAIRS

Indian Tribal Funds

	<u>1971</u>	<u>1972</u>	<u>1973</u>
1. Annual Authorization.....	\$ 2,628,990	\$ 3,000,000	\$ 3,000,000
2. Indefinite Authorization.....	12,848,973	13,173,000	13,505,000
3. Permanent Authorization.....	131,041,894	72,669,000	52,005,000
Total.....	<u>\$146,519,857</u>	<u>\$88,842,000</u>	<u>\$68,510,000</u>

Comparative Statement of Annual Authorization Activities

1. Education and Welfare Services..	\$ 69,294	\$ 69,750	\$ 69,750
2. Resources Management.....	658,801	710,300	710,300
3. Construction and Land Acquisition.....	232,786	319,250	319,250
4. General Tribal Affairs.....	1,668,109	1,900,700	1,900,700
Total.....	<u>\$ 2,628,990</u>	<u>\$ 3,000,000</u>	<u>\$ 3,000,000</u>

DEPARTMENT OF THE INTERIOR
BUREAU OF INDIAN AFFAIRS

TRIBAL FUNDS

Analysis of Annual Authorization by Activity

Activities	Fiscal Year 1972	Decreases	Increases	Fiscal Year 1973
1. Education and Welfare Services.....	\$ 69,750	\$ 69,750
2. Resources Management.....	710,300	710,300
3. Construction and Land Acquisition.....	319,250	319,250
4. General Tribal Affairs.....	1,900,700	1,900,700
Total.....	\$3,000,000	\$3,000,000

Analysis of Activities

Activities	F.Y. 1971 Amount Available	F.Y. 1972 Amount Available	F.Y. 1973 Estimate	Increase (+) or Decrease(-) 1973 Compared w/1972
1. Education and Welfare Services.....	\$ 69,294	\$ 69,750	\$ 69,750	...
2. Resources Management.....	658,801	710,300	710,300	...
3. Construction and Land Acquisition.....	232,786	319,250	319,250	...
4. General Tribal Affairs.....	1,668,109	1,900,700	1,900,700	...
Total.....	\$2,628,990	\$3,000,000	\$3,000,000	...

DEPARTMENT OF THE INTERIOR
BUREAU OF INDIAN AFFAIRS
INDIAN TRIBAL FUNDS

Statement Relating to 1971, 1972 and 1973 Programs

1971 Appropriation (Annual Authorization)	<u>\$3,000,000</u>
1972 Budget Estimates (Annual Authorization, including supplements submitted to Congress)	<u>\$3,000,000</u>
Total Appropriations for 1972.	<u>\$3,000,000</u>
<u>Deductions:</u> (None)
<u>Additions:</u> (None)
Total Estimate for 1973 (Annual Authorization)	<u>\$3,000,000</u>

COMPARATIVE STATEMENT OF ANNUAL AUTHORIZATION BY TRIBE

<u>STATE-AGENCY-TRIBE</u>	<u>1971</u>	<u>1972</u>	<u>1973</u>
<u>Arizona</u>	<u>\$839,573</u>	<u>\$565,000</u>	<u>\$565,000</u>
Fort Apache Agency--White Mt. Apache	4,000	4,000	4,000
Hualapai	60
Navajo	804,835	530,000	530,000
Salt River Agency--Salt River-Pima	20,678	21,000	21,000
San Carlos Agency--San Carlos Apache	10,000	10,000	10,000
<u>California</u>	<u>349,596</u>	<u>366,000</u>	<u>366,000</u>
Agua Caliente	112,215	115,000	115,000
Barona	925	1,000	1,000
Campo	5,500
Hoopa Valley	181,874	200,000	200,000
Round Valley	807	1,000	1,000
Santa Rose (Kings County)	2,475	2,000	2,000
Tule River	44,000	45,000	45,000
Torres & Martinez	1,800	2,000	2,000
<u>Colorado</u>	<u>5,218</u>	<u>5,500</u>	<u>5,500</u>
Southern Ute Agency--Southern Ute	5,218	5,500	5,500
<u>Idaho</u>	<u>102,727</u>	<u>53,100</u>	<u>53,100</u>
Northern Idaho Agency			
Coeur d'Alene	25,200	18,300	18,300
Nez Perce	77,527	34,800	34,800
<u>Minnesota</u>	<u>60,500</u>	<u>66,650</u>	<u>66,650</u>
Red Lake Agency--Red Lake	60,500	66,650	66,650
<u>Louisiana</u>	<u>3,000</u>	<u>3,000</u>	<u>3,000</u>
Choctaw Agency--Chitimacha Tribe	3,000	3,000	3,000

	<u>1971</u>	<u>1972</u>	<u>1973</u>
<u>Montana</u>	\$ 170,388	\$ 153,000	\$ 153,000
Blackfeet Agency--Blackfeet Tribe	3,000	3,000	3,000
Fort Peck Agency--Fort Peck Tribe	167,388	150,000	150,000
<u>New Mexico</u>	117,031	129,800	129,800
Jicarilla Agency--Jicarilla Tribe	89,141	101,100	101,100
Mescalero Agency--Mescalero Tribe	10,618	10,700	10,700
Navajo & Ute Mountain	17,272	18,000	18,000
<u>North Dakota</u>	6,550	6,550	6,550
Fort Berthold Agency--Three Affiliated Tribes	6,550	6,550	6,550
<u>Oklahoma</u>	350,867	335,300	335,300
Five Civilized Tribes Agency			
Cherokee Tribe	10,259	10,000	10,000
Choctaw Tribe	31,700	32,000	32,000
Chickasaw Tribe	38,600	39,600	39,600
Osage Agency--Osage Tribe	270,308	253,700	253,700
<u>Oregon</u>	14,050	14,050	14,050
Umatilla Agency--Umatilla Tribe	14,050	14,050	14,050
<u>Washington</u>	606,776	744,900	744,900
Colville Agency--Colville Tribe	110,768	111,000	111,000
Spokane Agency--Spokane Tribe	49,000	50,000	50,000
Western Washington Agency--Makah Tribe	39,000	67,500	67,500
Hoh Tribe	1,250	1,250	1,250
Quinault Tribe	6,737	15,000	15,000
Shoalwater Tribe	21	50	50
Yakima Agency--Yakima Tribe	400,000	500,100	500,100
<u>Wyoming</u>	15,398	30,000	30,000
Wind River Agency--Arapaho Tribe	15,398	15,000	15,000
Shoshone Tribe	...	15,000	15,000

	<u>1971</u>	<u>1972</u>	<u>1973</u>
Miscellaneous Tribes	\$...	\$ 527,150	\$ 527,150
Adjustments in prior year obligations	(-)12,684
<hr/>			
GRAND TOTAL	\$2,628,990	\$3,000,000	\$3,000,000
<hr/>			

ADMINISTRATIVE
PROVISIONS

ADMINISTRATIVE PROVISIONS

Explanation of Language Change

The language provides for the purchase of 68 vehicles for replacement only. The 68 additional police-type vehicles are needed to carry out the law and order responsibilities of the Bureau.

Alaska Native
Fund

DEPARTMENT OF THE INTERIOR
BUREAU OF INDIAN AFFAIRS

Alaska Native Fund

Supplemental appropriation 1972.....	<u>\$12,500,000</u>
Total available for obligation.....	12,500,000
<u>Decreases:</u>	
Alaska Native Fund.....	<u>12,500,000</u>
Subtotal.....	<u> --</u>
<u>Increases:</u>	
Alaska Native Fund.....	<u>50,000,000</u>
Budget estimate 1973.....	<u>50,000,000</u>

Alaska Native Fund

Analysis by Activity

	Amount Available 1972	F.Y. 1973 Budget Estimate	Total Available 1973 compared to total avail- able 1972	Page Ref.
Alaska Native Fund..	---	\$50,000,000	+\$50,000,000	

The Alaska Native Fund will be used for the settlement of certain land claims of Alaska Natives, and for other purposes. This settlement will be accomplished with certainty, in conformity with the real economic and social needs of Natives, with maximum participation by Natives in decisions affecting their rights and property, without litigation, without establishing any permanent racially defined institutions, rights, privileges, or obligations, without creating a reservation system or lengthy wardship or trusteeship, and without adding to the categories of property and institutions enjoying special tax privileges, or to the legislation establishing special relationships between the United States Government and the State of Alaska, as provided Public Law 92-203 (85 Stat. 688), approved December 18, 1971.